

**QUARTERLY PHYSICAL REPORT OF OPERATION**  
**As of March 31, 2020**

### State Universities and Colleges (SUCs)

**Agency : Mountain Province State Polytechnic College**

[illegible]


1. Number of research outputs completed within the year		10	10	20	15	55	5					-5	The target in the URS generated is not consistent with the target of the college provided in the GAA. The target provided in the GAA is 19 research output completed within the year while in the URS, the target provided was 55 research outputs.
2. Percentage of research outputs presented in National Regional and international Forums in the last three (3) years						N/A							The indicator "Percentage of research outputs presented in National, Regional and International Forums within the year" is not provided in the URS generated indicator but the said indicator was reflected in the FY 2020 GAA of the College which is different from the target and indicator of the college. No target was provided by the College but in the GAA, a target of 57.53% was provided
3. Number of research outputs in the last three (3) years utilized by the Industry or by other beneficiaries					4	4	0						The indicator in the URS generated indicator is not consistent with the indicator of the college under the GAA. What was provided in the GAA is the number of research output completed within the year utilized by industry or by other beneficiaries while under the URS generated indicator, it provides for the number of research outputs in the last three (3) years utilized by industry or by other beneficiaries. The college based its target on URS generated indicator. however, a difference indicators was provided under the GAA. Further, the indicator falls under outcome indicator in the GAA while in the URS generated, it is an output indicator


<b>Outcome Indicators</b>													
1. Percentage increase in research outputs completed within the year						N/A							
2. Percentage increase in the number of research outputs presented in National, Regional and Inter-national forums in the last three (3) years						N/A							
3. Percentage increase in the number of research outputs in the last three (3) years utilized by the Industry or by other beneficiaries						N/A							
TECHNICAL ADVISORY EXTENSION PROGRAM	33010000000000												
OO : Community engagement increased													
<b>Output Indicators</b>													
1. Number of trainees weighted by the length of training		160	170	160	181	671	183						
2. Number of extension programs organized and supported consistent with the SUCs mandated and priority programs		10	5			15	14					4	
3. Percentage of partners who rate the training course/s and advisory service as satisfactory or higher in terms of quality and relevance		95%	95%	95%	95%	95%	100%					5%	
<b>Outcome Indicator</b>													
1. Number of partnerships with LGUs, Industries, NGOs NGAs, SMEs and other stakeholders as a result of extension activities		5	5	5	4	19	6					1	


**Prepared By:**

**In coordination with:**

**Approved  
By:**

  
**DEXTER C. LINGBANA**  
 Planning Director  
 Date: May 7, 2020

  
**NORMA W. AKILITH**  
 Budget Officer  
 Date: May 8, 2020

  
**REXTON F. CHAKAS**  
 College President  
 Date: May 8, 2020