

SUMMARY OF APPROPRIATIONS, ALLOTMENTS, OBLIGATIONS, DISBURSEMENTS AND BALANCES BY OBJECT OF EXPENDITURES

As of the Quarter Ending September 30, 2017

Department : State Universities and Colleges (SUCs)

Agency : Mountain Province State University

Operating Unit : N/A

Organization Code (UACS) : 080200000000

Funding Source Code (as clustered) : 01 - Regular Agency Fund

Authorization: 01 - Current Year Appropriations

Report Status: SUBMITTED

Particulars	UACS CODE	Appropriation			Allotments				
		Authorized Appropriation	Adjustments (Transfer To/From Realignment)	Adjusted Appropriations	Allotments Received	Adjustments (Withdrawal, Realignment)	Transfer To	Transfer From	Adjusted Total Allotments
1	2	3	4	5=(3+4)	6	7	8	9	10=[{6+(-)7}-8+9]
I. Agency Specific Budget	0	0	0	0	0	0	0	0	0
Specific Budgets of National Government Agencies	01101101	275,780,000.00	0	275,780,000.00	271,370,957.00	0	0	0	271,370,957.00
Personnel Services	0	110,477,000.00	0	110,477,000.00	106,067,957.00	0	0	0	106,067,957.00
Salaries and Wages	5010100000	76,996,000.00	(1,796,268.00)	75,199,732.00	76,996,000.00	(1,796,268.00)	0	0	75,199,732.00
Salaries and Wages - Regular	5010101000	76,720,000.00	(1,796,268.00)	74,923,732.00	76,720,000.00	(1,796,268.00)	0	0	74,923,732.00
Basic Salary - Civilian	5010101001	76,720,000.00	(1,796,268.00)	74,923,732.00	76,720,000.00	(1,796,268.00)	0	0	74,923,732.00
Salaries and Wages - Casual/Contractual	5010102000	276,000.00	0	276,000.00	276,000.00	0	0	0	276,000.00
Salaries and Wages - Casual/Contractual	5010102000	276,000.00	0	276,000.00	276,000.00	0	0	0	276,000.00
Other Compensation	5010200000	22,329,000.00	1,796,268.00	24,125,268.00	22,329,000.00	1,796,268.00	0	0	24,125,268.00
Personal Economic Relief Allowance (PERA)	5010201000	4,944,000.00	0	4,944,000.00	4,944,000.00	0	0	0	4,944,000.00
PERA - Civilian	5010201001	4,944,000.00	0	4,944,000.00	4,944,000.00	0	0	0	4,944,000.00
Representation Allowance (RA)	5010202000	180,000.00	0	180,000.00	180,000.00	0	0	0	180,000.00
Representation Allowance (RA)	5010202000	180,000.00	0	180,000.00	180,000.00	0	0	0	180,000.00
Transportation Allowance (TA)	5010203000	180,000.00	0	180,000.00	180,000.00	0	0	0	180,000.00
Transportation Allowance (TA)	5010203001	180,000.00	0	180,000.00	180,000.00	0	0	0	180,000.00
Clothing/Uniform Allowance	5010204000	1,030,000.00	0	1,030,000.00	1,030,000.00	0	0	0	1,030,000.00
Clothing/Uniform Allowance - Civilian	5010204001	1,030,000.00	0	1,030,000.00	1,030,000.00	0	0	0	1,030,000.00
Subsistence Allowance (SA)	5010205000	175,000.00	0	175,000.00	175,000.00	0	0	0	175,000.00
Subsistence Allowance - Magna Carta for Public Health									
Workers under R.A. 7305	5010205003	175,000.00	0	175,000.00	175,000.00	0	0	0	175,000.00
Honoraria	5010210000	974,000.00	1,396,268.00	2,370,268.00	974,000.00	1,396,268.00	0	0	2,370,268.00
Honoraria - Civilian	5010210001	974,000.00	1,396,268.00	2,370,268.00	974,000.00	1,396,268.00	0	0	2,370,268.00
Overtime and Night Pay	5010213000	0	400,000.00	400,000.00	0	400,000.00	0	0	400,000.00

FAR No. 1-A
SUMMARY OF APPROPRIATIONS, ALLOTMENTS, OBLIGATIONS,
As of the Quarter Ending September 30, 2017

Department : State Universities and Colleges (SUCs)
Agency : Mountain Province State University
Operating Unit : N/A
Organization Code (UACS) : 080200000000
Funding Source Code (as clustered) : 01 - Regular Agency Fund

Particulars	Balances			
	Unreleased Appropriations	Unobligated Allotment	Unpaid Obligations (15-20) = (23+24)	
			Due and Demandable	Not Yet Due and Demandable
1	21=(5-10)	22=(10-15)	23	24
I. Agency Specific Budget	0	0	0	0
Specific Budgets of National Government Agencies	4,409,043.00	165,295,244.79	13,168,591.57	0
Personnel Services	4,409,043.00	38,086,651.72	0	0
Salaries and Wages	0	20,335,437.97	0	0
Salaries and Wages - Regular	0	20,059,437.97	0	0
Basic Salary - Civilian	0	20,059,437.97	0	0
Salaries and Wages - Casual/Contractual	0	276,000.00	0	0
Salaries and Wages - Casual/Contractual	0	276,000.00	0	0
Other Compensation	0	11,898,220.67	0	0
Personal Economic Relief Allowance (PERA)	0	1,344,918.67	0	0
PERA - Civilian	0	1,344,918.67	0	0
Representation Allowance (RA)	0	31,250.00	0	0
Representation Allowance (RA)	0	31,250.00	0	0
Transportation Allowance (TA)	0	131,250.00	0	0
Transportation Allowance (TA)	0	131,250.00	0	0
Clothing/Uniform Allowance	0	100,000.00	0	0
Clothing/Uniform Allowance - Civilian	0	100,000.00	0	0
Subsistence Allowance (SA)	0	175,000.00	0	0
Subsistence Allowance - Magna Carta for Public Health				
Workers under R.A. 7305	0	175,000.00	0	0
Honoraria	0	878,508.00	0	0
Honoraria - Civilian	0	878,508.00	0	0
Overtime and Night Pay	0	400,000.00	0	0

[illegible]

FAR No. 1-A

Department : State Universities and Colleges (SUCs)

Agency : Mountain Province State University

Operating Unit : N/A

Organization Code (UACS) : 080200000000

Funding Source Code (as clustered) : 01 - Regular Agency Fund

[illegible]

FAR No. 1-A
SUMMARY OF APPROPRIATIONS, ALLOTMENTS, OBLIGATIONS,
As of the Quarter Ending September 30, 2017

Department : State Universities and Colleges (SUCs)
Agency : Mountain Province State University
Operating Unit : N/A
Organization Code (UACS) : 080200000000
Funding Source Code (as clustered) : 01 - Regular Agency Fund

Particulars	Balances			
	Unreleased Appropriations	Unobligated Allotment	Unpaid Obligations (15-20) = (23+24)	
			Due and Demandable	Not Yet Due and Demandable
1	21=(5-10)	22=(10-15)	23	24
Overtime Pay	0	400,000.00	0	0
Year End Bonus	0	6,393,000.00	0	0
Bonus - Civilian	0	6,393,000.00	0	0
Cash Gift	0	1,030,000.00	0	0
Cash Gift - Civilian	0	1,030,000.00	0	0
Other Bonuses and Allowances	0	1,414,294.00	0	0
Productivity Enhancement Incentive - Civilian	0	1,030,000.00	0	0
Mid-Year Bonus - Civilian	0	384,294.00	0	0
Personnel Benefit Contributions	0	265,036.08	0	0
Pag-IBIG Contributions	0	66,800.00	0	0
Pag-IBIG - Civilian	0	66,800.00	0	0
PhilHealth Contributions	0	131,230.00	0	0
PhilHealth - Civilian	0	131,230.00	0	0
Employees Compensation Insurance Premiums (ECIP)	0	67,006.08	0	0
ECIP - Civilian	0	67,006.08	0	0
Other Personnel Benefits	4,409,043.00	5,587,957.00	0	0
Retirement Gratuity	2,994,000.00	0	0	0
Retirement Gratuity - Civilian	2,994,000.00	0	0	0
Terminal Leave Benefits	488,000.00	0	0	0
Terminal Leave Benefits - Civilian	488,000.00	0	0	0
Other Personnel Benefits	927,043.00	5,587,957.00	0	0
Lump-sum for Filling of Positions - Civilian	927,043.00	3,556,957.00	0	0
Lump-sum for Step Increments - Length of Service	0	192,000.00	0	0
Lump-sum for Step Increments - Meritorious Performance	0	304,000.00	0	0
Other Lump-sum	0	1,535,000.00	0	0

SUMMARY OF APPROPRIATIONS, ALLOTMENTS, OBLIGATIONS, DISBURSEMENTS AND BALANCES BY OBJECT OF EXPENDITURES

As of the Quarter Ending September 30, 2017

Department : State Universities and Colleges (SUCs)

Agency : Mountain Province State University

Operating Unit : N/A

Organization Code (UACS) : 080200000000

Funding Source Code (as clustered) : 01 - Regular Agency Fund

Authorization: 01 - Current Year Appropriations

Report Status: SUBMITTED

Particulars	UACS CODE	Appropriation			Allotments				
		Authorized Appropriation	Adjustments (Transfer To/From Realignment)	Adjusted Appropriations	Allotments Received	Adjustments (Withdrawal, Realignment)	Transfer To	Transfer From	Adjusted Total Allotments
1	2	3	4	5=(3+4)	6	7	8	9	10=[{6+(-)7}-8+9]
Maintenance and Other Operating Expenses	0	51,893,000.00	0	51,893,000.00	51,893,000.00	0	0	0	51,893,000.00
Traveling Expenses	5020100000	1,641,000.00	0	1,641,000.00	1,641,000.00	0	0	0	1,641,000.00
Traveling Expenses - Local	5020101000	1,641,000.00	0	1,641,000.00	1,641,000.00	0	0	0	1,641,000.00
Traveling Expenses - Local	5020101000	1,641,000.00	0	1,641,000.00	1,641,000.00	0	0	0	1,641,000.00
Training and Scholarship Expenses	5020200000	27,544,000.00	0	27,544,000.00	27,544,000.00	0	0	0	27,544,000.00
Training Expenses	5020201000	373,000.00	0	373,000.00	373,000.00	0	0	0	373,000.00
Training Expenses	5020201002	373,000.00	0	373,000.00	373,000.00	0	0	0	373,000.00
Scholarship Grants/Expenses	5020202000	27,171,000.00	0	27,171,000.00	27,171,000.00	0	0	0	27,171,000.00
Scholarship Grants/Expenses	5020202000	27,171,000.00	0	27,171,000.00	27,171,000.00	0	0	0	27,171,000.00
Supplies and Materials Expenses	5020300000	4,752,000.00	0	4,752,000.00	4,752,000.00	0	0	0	4,752,000.00
Office Supplies Expenses	5020301000	3,714,000.00	0	3,714,000.00	3,714,000.00	0	0	0	3,714,000.00
Office Supplies Expenses	5020301002	3,714,000.00	0	3,714,000.00	3,714,000.00	0	0	0	3,714,000.00
Fuel, Oil and Lubricants Expenses	5020309000	1,038,000.00	0	1,038,000.00	1,038,000.00	0	0	0	1,038,000.00
Fuel, Oil and Lubricants Expenses	5020309000	1,038,000.00	0	1,038,000.00	1,038,000.00	0	0	0	1,038,000.00
Utility Expenses	5020400000	1,693,000.00	0	1,693,000.00	1,693,000.00	0	0	0	1,693,000.00
Water Expenses	5020401000	312,000.00	0	312,000.00	312,000.00	0	0	0	312,000.00
Water Expenses	5020401000	312,000.00	0	312,000.00	312,000.00	0	0	0	312,000.00
Electricity Expenses	5020402000	1,381,000.00	0	1,381,000.00	1,381,000.00	0	0	0	1,381,000.00
Electricity Expenses	5020402000	1,381,000.00	0	1,381,000.00	1,381,000.00	0	0	0	1,381,000.00
Communication Expenses	5020500000	1,028,000.00	324,000.00	1,352,000.00	1,028,000.00	324,000.00	0	0	1,352,000.00
Postage and Courier Services	5020501000	95,000.00	0	95,000.00	95,000.00	0	0	0	95,000.00
Postage and Courier Services	5020501000	95,000.00	0	95,000.00	95,000.00	0	0	0	95,000.00
Telephone Expenses	5020502000	688,000.00	274,000.00	962,000.00	688,000.00	274,000.00	0	0	962,000.00
Mobile	5020502001	533,000.00	274,000.00	807,000.00	533,000.00	274,000.00	0	0	807,000.00
Landline	5020502002	155,000.00	0	155,000.00	155,000.00	0	0	0	155,000.00

Funding Source Code (as clustered) : 01 - Regular Agency Fund

Particulars	Current Year Obligations					Current Year Disbursements				
	1st Quarter Ending March 31	2nd Quarter Ending June 30	3rd Quarter Ending Sept. 30	4th Quarter Ending Dec. 31	Total	1st Quarter Ending March 31	2nd Quarter Ending June 30	3rd Quarter Ending Sept. 30	4th Quarter Ending Dec. 31	Total
	11	12	13	14		15=(11+12+13+14)	16	17	18	
Maintenance and Other Operating Expenses	3,916,282.52	3,426,363.44	6,624,230.47	0	13,966,876.43	3,561,798.52	3,511,023.59	6,299,104.39	0	13,371,926.50
Traveling Expenses	106,884.50	162,037.06	619,209.72	0	888,131.28	106,884.50	162,037.06	616,239.72	0	885,161.28
Traveling Expenses - Local	106,884.50	162,037.06	619,209.72	0	888,131.28	106,884.50	162,037.06	616,239.72	0	885,161.28
Traveling Expenses - Local	106,884.50	162,037.06	619,209.72	0	888,131.28	106,884.50	162,037.06	616,239.72	0	885,161.28
Training and Scholarship Expenses	39,700.00	22,890.00	1,717,947.27	0	1,780,537.27	39,700.00	9,750.00	1,729,367.27	0	1,778,817.27
Training Expenses	39,700.00	22,890.00	159,735.09	0	222,325.09	39,700.00	9,750.00	172,875.09	0	222,325.09
Training Expenses	39,700.00	22,890.00	159,735.09	0	222,325.09	39,700.00	9,750.00	172,875.09	0	222,325.09
Scholarship Grants/Expenses	0	0	1,558,212.18	0	1,558,212.18	0	0	1,556,492.18	0	1,556,492.18
Scholarship Grants/Expenses	0	0	1,558,212.18	0	1,558,212.18	0	0	1,556,492.18	0	1,556,492.18
Supplies and Materials Expenses	293,143.53	471,654.29	680,633.95	0	1,445,431.77	286,201.53	478,596.29	680,633.95	0	1,445,431.77
Office Supplies Expenses	183,860.12	321,229.17	466,912.86	0	972,002.15	176,918.12	328,171.17	466,912.86	0	972,002.15
Office Supplies Expenses	183,860.12	321,229.17	466,912.86	0	972,002.15	176,918.12	328,171.17	466,912.86	0	972,002.15
Fuel, Oil and Lubricants Expenses	109,283.41	150,425.12	213,721.09	0	473,429.62	109,283.41	150,425.12	213,721.09	0	473,429.62
Fuel, Oil and Lubricants Expenses	109,283.41	150,425.12	213,721.09	0	473,429.62	109,283.41	150,425.12	213,721.09	0	473,429.62
Utility Expenses	247,559.52	366,147.30	325,095.35	0	938,802.17	247,559.52	366,147.30	325,095.35	0	938,802.17
Water Expenses	2,640.00	1,300.00	6,275.00	0	10,215.00	2,640.00	1,300.00	6,275.00	0	10,215.00
Water Expenses	2,640.00	1,300.00	6,275.00	0	10,215.00	2,640.00	1,300.00	6,275.00	0	10,215.00
Electricity Expenses	244,919.52	364,847.30	318,820.35	0	928,587.17	244,919.52	364,847.30	318,820.35	0	928,587.17
Electricity Expenses	244,919.52	364,847.30	318,820.35	0	928,587.17	244,919.52	364,847.30	318,820.35	0	928,587.17
Communication Expenses	313,683.45	278,281.72	260,944.00	0	852,909.17	313,683.45	272,016.72	260,944.00	0	846,644.17
Postage and Courier Services	12,463.00	10,356.00	8,951.70	0	31,770.70	12,463.00	10,356.00	8,951.70	0	31,770.70
Postage and Courier Services	12,463.00	10,356.00	8,951.70	0	31,770.70	12,463.00	10,356.00	8,951.70	0	31,770.70
Telephone Expenses	256,596.00	189,193.00	208,575.00	0	654,364.00	256,596.00	189,193.00	208,575.00	0	654,364.00
Mobile	256,596.00	189,193.00	208,575.00	0	654,364.00	256,596.00	189,193.00	208,575.00	0	654,364.00
Landline	0	0	0	0	0	0	0	0	0	0

FAR No. 1-A
SUMMARY OF APPROPRIATIONS, ALLOTMENTS, OBLIGATIONS,
As of the Quarter Ending September 30, 2017

Department : State Universities and Colleges (SUCs)
Agency : Mountain Province State University
Operating Unit : N/A
Organization Code (UACS) : 080200000000
Funding Source Code (as clustered) : 01 - Regular Agency Fund

Particulars	Balances			
	Unreleased Appropriations	Unobligated Allotment	Unpaid Obligations (15-20) = (23+24)	
			Due and Demandable	Not Yet Due and Demandable
1	21=(5-10)	22=(10-15)	23	24
Maintenance and Other Operating Expenses	0	37,926,123.57	594,949.93	0
Traveling Expenses	0	752,868.72	2,970.00	0
Traveling Expenses - Local	0	752,868.72	2,970.00	0
Traveling Expenses - Local	0	752,868.72	2,970.00	0
Training and Scholarship Expenses	0	25,763,462.73	1,720.00	0
Training Expenses	0	150,674.91	0	0
Training Expenses	0	150,674.91	0	0
Scholarship Grants/Expenses	0	25,612,787.82	1,720.00	0
Scholarship Grants/Expenses	0	25,612,787.82	1,720.00	0
Supplies and Materials Expenses	0	3,306,568.23	0	0
Office Supplies Expenses	0	2,741,997.85	0	0
Office Supplies Expenses	0	2,741,997.85	0	0
Fuel, Oil and Lubricants Expenses	0	564,570.38	0	0
Fuel, Oil and Lubricants Expenses	0	564,570.38	0	0
Utility Expenses	0	754,197.83	0	0
Water Expenses	0	301,785.00	0	0
Water Expenses	0	301,785.00	0	0
Electricity Expenses	0	452,412.83	0	0
Electricity Expenses	0	452,412.83	0	0
Communication Expenses	0	499,090.83	6,265.00	0
Postage and Courier Services	0	63,229.30	0	0
Postage and Courier Services	0	63,229.30	0	0
Telephone Expenses	0	307,636.00	0	0
Mobile	0	152,636.00	0	0
Landline	0	155,000.00	0	0

Department : State Universities and Colleges (SUCs)
Agency : Mountain Province State University
Operating Unit : N/A
Organization Code (UACS) : 080200000000
Funding Source Code (as clustered) : 01 - Regular Agency Fund

Authorization: 01 - Current Year Appropriations
Report Status: SUBMITTED

Particulars	UACS CODE	Appropriation			Allotments				
		Authorized Appropriation	Adjustments (Transfer To/From Realignment)	Adjusted Appropriations	Allotments Received	Adjustments (Withdrawal, Realignment)	Transfer To	Transfer From	Adjusted Total Allotments
1	2	3	4	5=(3+4)	6	7	8	9	10=[(6+(-)7)-8+9]
Internet Subscription Expenses	5020503000	245,000.00	50,000.00	295,000.00	245,000.00	50,000.00	0	0	295,000.00
Internet Subscription Expenses	5020503000	245,000.00	50,000.00	295,000.00	245,000.00	50,000.00	0	0	295,000.00
Confidential, Intelligence and Extraordinary Expenses	5021000000	110,000.00	0	110,000.00	110,000.00	0	0	0	110,000.00
Extraordinary and Miscellaneous Expenses	5021003000	110,000.00	0	110,000.00	110,000.00	0	0	0	110,000.00
Extraordinary and Miscellaneous Expenses	5021003000	110,000.00	0	110,000.00	110,000.00	0	0	0	110,000.00
Professional Services	5021100000	2,664,000.00	(1,259,000.00)	1,405,000.00	2,664,000.00	(1,259,000.00)	0	0	1,405,000.00
Other Professional Services	5021199000	2,664,000.00	(1,259,000.00)	1,405,000.00	2,664,000.00	(1,259,000.00)	0	0	1,405,000.00
Other Professional Services	5021199000	2,664,000.00	(1,259,000.00)	1,405,000.00	2,664,000.00	(1,259,000.00)	0	0	1,405,000.00
General Services	5021200000	4,501,000.00	300,000.00	4,801,000.00	4,501,000.00	300,000.00	0	0	4,801,000.00
Security Services	5021203000	4,051,000.00	0	4,051,000.00	4,051,000.00	0	0	0	4,051,000.00
Security Services	5021203000	4,051,000.00	0	4,051,000.00	4,051,000.00	0	0	0	4,051,000.00
Other General Services	5021299000	450,000.00	300,000.00	750,000.00	450,000.00	300,000.00	0	0	750,000.00
Other General Services	5021299099	450,000.00	300,000.00	750,000.00	450,000.00	300,000.00	0	0	750,000.00
Repairs and Maintenance	5021300000	4,764,000.00	(500,000.00)	4,264,000.00	4,764,000.00	(500,000.00)	0	0	4,264,000.00
Repairs and Maintenance - Buildings and Other Structures	5021304000	1,724,000.00	0	1,724,000.00	1,724,000.00	0	0	0	1,724,000.00
Buildings	5021304001	1,724,000.00	0	1,724,000.00	1,724,000.00	0	0	0	1,724,000.00
Repairs and Maintenance - Machinery and Equipment	5021305000	1,546,000.00	(500,000.00)	1,046,000.00	1,546,000.00	(500,000.00)	0	0	1,046,000.00
Information and Communication Technology Equipment	5021305003	1,546,000.00	(500,000.00)	1,046,000.00	1,546,000.00	(500,000.00)	0	0	1,046,000.00
Repairs and Maintenance - Transportation Equipment	5021306000	1,494,000.00	0	1,494,000.00	1,494,000.00	0	0	0	1,494,000.00
Motor Vehicles	5021306001	1,494,000.00	0	1,494,000.00	1,494,000.00	0	0	0	1,494,000.00
Taxes, Insurance Premiums and Other Fees	5021500000	1,175,000.00	0	1,175,000.00	1,175,000.00	0	0	0	1,175,000.00
Insurance Expenses	5021503000	1,175,000.00	0	1,175,000.00	1,175,000.00	0	0	0	1,175,000.00
Insurance Expenses	5021503000	1,175,000.00	0	1,175,000.00	1,175,000.00	0	0	0	1,175,000.00
Other Maintenance and Operating Expenses	5029900000	2,021,000.00	1,135,000.00	3,156,000.00	2,021,000.00	1,135,000.00	0	0	3,156,000.00
Advertising Expenses	5029901000	50,000.00	0	50,000.00	50,000.00	0	0	0	50,000.00
Advertising Expenses	5029901000	50,000.00	0	50,000.00	50,000.00	0	0	0	50,000.00

FAR No. 1-A
SUMMARY OF APPROPRIATIONS, ALLOTMENTS, OBLIGATIONS,
As of the Quarter Ending September 30, 2017

Department : State Universities and Colleges (SUCs)
Agency : Mountain Province State University
Operating Unit : N/A
Organization Code (UACS) : 080200000000
Funding Source Code (as clustered) : 01 - Regular Agency Fund

Particulars	Current Year Obligations					Current Year Disbursements				
	1st Quarter Ending March 31	2nd Quarter Ending June 30	3rd Quarter Ending Sept. 30	4th Quarter Ending Dec. 31	Total	1st Quarter Ending March 31	2nd Quarter Ending June 30	3rd Quarter Ending Sept. 30	4th Quarter Ending Dec. 31	Total
1	11	12	13	14	15=(11+12+13+14)	16	17	18	19	20=(16+17+18+19)
Internet Subscription Expenses	44,624.45	78,732.72	43,417.30	0	166,774.47	44,624.45	72,467.72	43,417.30	0	160,509.47
Internet Subscription Expenses	44,624.45	78,732.72	43,417.30	0	166,774.47	44,624.45	72,467.72	43,417.30	0	160,509.47
Confidential, Intelligence and Extraordinary Expenses	31,770.05	74,115.60	4,114.35	0	110,000.00	31,770.05	74,115.60	4,114.35	0	110,000.00
Extraordinary and Miscellaneous Expenses	31,770.05	74,115.60	4,114.35	0	110,000.00	31,770.05	74,115.60	4,114.35	0	110,000.00
Extraordinary and Miscellaneous Expenses	31,770.05	74,115.60	4,114.35	0	110,000.00	31,770.05	74,115.60	4,114.35	0	110,000.00
Professional Services	0	0	47,779.00	0	47,779.00	0	0	47,779.00	0	47,779.00
Other Professional Services	0	0	47,779.00	0	47,779.00	0	0	47,779.00	0	47,779.00
Other Professional Services	0	0	47,779.00	0	47,779.00	0	0	47,779.00	0	47,779.00
General Services	1,241,395.14	999,975.00	1,632,687.50	0	3,874,057.64	1,241,395.14	999,975.00	1,632,687.50	0	3,874,057.64
Security Services	1,053,157.64	712,525.00	1,425,050.00	0	3,190,732.64	1,053,157.64	712,525.00	1,425,050.00	0	3,190,732.64
Security Services	1,053,157.64	712,525.00	1,425,050.00	0	3,190,732.64	1,053,157.64	712,525.00	1,425,050.00	0	3,190,732.64
Other General Services	188,237.50	287,450.00	207,637.50	0	683,325.00	188,237.50	287,450.00	207,637.50	0	683,325.00
Other General Services	188,237.50	287,450.00	207,637.50	0	683,325.00	188,237.50	287,450.00	207,637.50	0	683,325.00
Repairs and Maintenance	427,706.00	262,145.35	531,529.91	0	1,221,381.26	160,784.00	331,282.50	229,038.83	0	721,105.33
Repairs and Maintenance - Buildings and Other Structures	394,176.00	223,192.35	500,275.93	0	1,117,644.28	132,674.00	286,909.50	197,784.85	0	617,368.35
Buildings	394,176.00	223,192.35	500,275.93	0	1,117,644.28	132,674.00	286,909.50	197,784.85	0	617,368.35
Repairs and Maintenance - Machinery and Equipment	5,420.00	0	0	0	5,420.00	0	5,420.00	0	0	5,420.00
Information and Communication Technology Equipment	5,420.00	0	0	0	5,420.00	0	5,420.00	0	0	5,420.00
Repairs and Maintenance - Transportation Equipment	28,110.00	38,953.00	31,253.98	0	98,316.98	28,110.00	38,953.00	31,253.98	0	98,316.98
Motor Vehicles	28,110.00	38,953.00	31,253.98	0	98,316.98	28,110.00	38,953.00	31,253.98	0	98,316.98
Taxes, Insurance Premiums and Other Fees	530,522.28	0	51,845.59	0	582,367.87	530,522.28	0	51,845.59	0	582,367.87
Insurance Expenses	530,522.28	0	51,845.59	0	582,367.87	530,522.28	0	51,845.59	0	582,367.87
Insurance Expenses	530,522.28	0	51,845.59	0	582,367.87	530,522.28	0	51,845.59	0	582,367.87
Other Maintenance and Operating Expenses	683,918.05	789,117.12	752,443.83	0	2,225,479.00	603,298.05	817,103.12	721,358.83	0	2,141,760.00
Advertising Expenses	20,000.00	0	22,500.00	0	42,500.00	20,000.00	0	22,500.00	0	42,500.00
Advertising Expenses	20,000.00	0	22,500.00	0	42,500.00	20,000.00	0	22,500.00	0	42,500.00

FAR No. 1-A
SUMMARY OF APPROPRIATIONS, ALLOTMENTS, OBLIGATIONS,
As of the Quarter Ending September 30, 2017

Department : State Universities and Colleges (SUCs)
Agency : Mountain Province State University
Operating Unit : N/A
Organization Code (UACS) : 080200000000
Funding Source Code (as clustered) : 01 - Regular Agency Fund

Particulars	Balances			
	Unreleased Appropriations	Unobligated Allotment	Unpaid Obligations (15-20) = (23+24)	
			Due and Demandable	Not Yet Due and Demandable
1	21=(5-10)	22=(10-15)	23	24
Internet Subscription Expenses	0	128,225.53	6,265.00	0
Internet Subscription Expenses	0	128,225.53	6,265.00	0
Confidential, Intelligence and Extraordinary Expenses	0	0	0	0
Extraordinary and Miscellaneous Expenses	0	0	0	0
Extraordinary and Miscellaneous Expenses	0	0	0	0
Professional Services	0	1,357,221.00	0	0
Other Professional Services	0	1,357,221.00	0	0
Other Professional Services	0	1,357,221.00	0	0
General Services	0	926,942.36	0	0
Security Services	0	860,267.36	0	0
Security Services	0	860,267.36	0	0
Other General Services	0	66,675.00	0	0
Other General Services	0	66,675.00	0	0
Repairs and Maintenance	0	3,042,618.74	500,275.93	0
Repairs and Maintenance - Buildings and Other Structures	0	606,355.72	500,275.93	0
Buildings	0	606,355.72	500,275.93	0
Repairs and Maintenance - Machinery and Equipment	0	1,040,580.00	0	0
Information and Communication Technology Equipment	0	1,040,580.00	0	0
Repairs and Maintenance - Transportation Equipment	0	1,395,683.02	0	0
Motor Vehicles	0	1,395,683.02	0	0
Taxes, Insurance Premiums and Other Fees	0	592,632.13	0	0
Insurance Expenses	0	592,632.13	0	0
Insurance Expenses	0	592,632.13	0	0
Other Maintenance and Operating Expenses	0	930,521.00	83,719.00	0
Advertising Expenses	0	7,500.00	0	0
Advertising Expenses	0	7,500.00	0	0

FAR No. 1-A
SUMMARY OF APPROPRIATIONS, ALLOTMENTS, OBLIGATIONS, DISBURSEMENTS AND BALANCES BY OBJECT OF EXPENDITURES
As of the Quarter Ending September 30, 2017

Department : State Universities and Colleges (SUCs)
Agency : Mountain Province State University
Operating Unit : N/A
Organization Code (UACS) : 080200000000
Funding Source Code (as clustered) : 01 - Regular Agency Fund

Authorization: 01 - Current Year Appropriations
Report Status: SUBMITTED

Particulars	UACS CODE	Appropriation			Allotments				
		Authorized Appropriation	Adjustments (Transfer To/From Realignment)	Adjusted Appropriations	Allotments Received	Adjustments (Withdrawal, Realignment)	Transfer To	Transfer From	Adjusted Total Allotments
1	2	3	4	5=(3+4)	6	7	8	9	10=[{6+(-)7}-8+9]
Representation Expenses	5029903000	1,716,000.00	0	1,716,000.00	1,716,000.00	0	0	0	1,716,000.00
Representation Expenses	5029903000	1,716,000.00	0	1,716,000.00	1,716,000.00	0	0	0	1,716,000.00
Membership Dues and Contributions to Organizations	5029906000	155,000.00	0	155,000.00	155,000.00	0	0	0	155,000.00
Membership Dues and Contributions to Organizations	5029906000	155,000.00	0	155,000.00	155,000.00	0	0	0	155,000.00
Subscription Expenses	5029907000	100,000.00	0	100,000.00	100,000.00	0	0	0	100,000.00
Other Subscription Expenses	5029907099	100,000.00	0	100,000.00	100,000.00	0	0	0	100,000.00
Other Maintenance and Operating Expenses	5029999000	0	1,135,000.00	1,135,000.00	0	1,135,000.00	0	0	1,135,000.00
Other Maintenance and Operating Expenses	5029999099	0	1,135,000.00	1,135,000.00	0	1,135,000.00	0	0	1,135,000.00
Capital Outlays	0	113,410,000.00	0	113,410,000.00	113,410,000.00	0	0	0	113,410,000.00
Property, Plant and Equipment Outlay	5060400000	113,410,000.00	0	113,410,000.00	113,410,000.00	0	0	0	113,410,000.00
Land Outlay	5060401000	11,410,000.00	0	11,410,000.00	11,410,000.00	0	0	0	11,410,000.00
Land	5060401001	11,410,000.00	0	11,410,000.00	11,410,000.00	0	0	0	11,410,000.00
Buildings and Other Structures	5060404000	96,000,000.00	0	96,000,000.00	96,000,000.00	0	0	0	96,000,000.00
Buildings	5060404001	76,000,000.00	0	76,000,000.00	76,000,000.00	0	0	0	76,000,000.00
School Buildings	5060404002	20,000,000.00	0	20,000,000.00	20,000,000.00	0	0	0	20,000,000.00
Machinery and Equipment Outlay	5060405000	6,000,000.00	0	6,000,000.00	6,000,000.00	0	0	0	6,000,000.00
Machinery	5060405001	5,000,000.00	0	5,000,000.00	5,000,000.00	0	0	0	5,000,000.00
Office Equipment	5060405002	500,000.00	0	500,000.00	500,000.00	0	0	0	500,000.00
Sports Equipment	5060405013	500,000.00	0	500,000.00	500,000.00	0	0	0	500,000.00
Pension and Gratuity Fund	01101407	0	295,850.00	295,850.00	295,850.00	0	0	0	295,850.00
Personnel Services	0	0	295,850.00	295,850.00	295,850.00	0	0	0	295,850.00
Other Personnel Benefits	5010400000	0	295,850.00	295,850.00	295,850.00	0	0	0	295,850.00
Terminal Leave Benefits	5010403000	0	295,850.00	295,850.00	295,850.00	0	0	0	295,850.00
Terminal Leave Benefits - Civilian	5010403001	0	295,850.00	295,850.00	295,850.00	0	0	0	295,850.00

FAR No. 1-A
SUMMARY OF APPROPRIATIONS, ALLOTMENTS, OBLIGATIONS,
As of the Quarter Ending September 30, 2017

Department : State Universities and Colleges (SUCs)
Agency : Mountain Province State University
Operating Unit : N/A
Organization Code (UACS) : 080200000000
Funding Source Code (as clustered) : 01 - Regular Agency Fund

Particulars	Current Year Obligations					Current Year Disbursements				
	1st Quarter Ending March 31	2nd Quarter Ending June 30	3rd Quarter Ending Sept. 30	4th Quarter Ending Dec. 31	Total	1st Quarter Ending March 31	2nd Quarter Ending June 30	3rd Quarter Ending Sept. 30	4th Quarter Ending Dec. 31	Total
1	11	12	13	14	15=(11+12+13+14)	16	17	18	19	20=(16+17+18+19)
Representation Expenses	316,000.00	470,250.00	474,000.00	0	1,260,250.00	316,000.00	470,250.00	474,000.00	0	1,260,250.00
Representation Expenses	316,000.00	470,250.00	474,000.00	0	1,260,250.00	316,000.00	470,250.00	474,000.00	0	1,260,250.00
Membership Dues and Contributions to Organizations	50,000.00	0	25,000.00	0	75,000.00	50,000.00	0	25,000.00	0	75,000.00
Membership Dues and Contributions to Organizations	50,000.00	0	25,000.00	0	75,000.00	50,000.00	0	25,000.00	0	75,000.00
Subscription Expenses	0	50,742.00	23,724.00	0	74,466.00	0	50,742.00	23,724.00	0	74,466.00
Other Subscription Expenses	0	50,742.00	23,724.00	0	74,466.00	0	50,742.00	23,724.00	0	74,466.00
Other Maintenance and Operating Expenses	297,918.05	268,125.12	207,219.83	0	773,263.00	217,298.05	296,111.12	176,134.83	0	689,544.00
Other Maintenance and Operating Expenses	297,918.05	268,125.12	207,219.83	0	773,263.00	217,298.05	296,111.12	176,134.83	0	689,544.00
Capital Outlays	192,000.00	23,107,020.41	828,510.09	0	24,127,530.50	0	5,319,558.11	6,234,330.75	0	11,553,888.86
Property, Plant and Equipment Outlay	192,000.00	23,107,020.41	828,510.09	0	24,127,530.50	0	5,319,558.11	6,234,330.75	0	11,553,888.86
Land Outlay	0	0	0	0	0	0	0	0	0	0
Land	0	0	0	0	0	0	0	0	0	0
Buildings and Other Structures	192,000.00	18,180,467.41	33,966.09	0	18,406,433.50	0	3,049,840.11	4,434,801.75	0	7,484,641.86
Buildings	192,000.00	18,180,467.41	33,966.09	0	18,406,433.50	0	3,049,840.11	4,434,801.75	0	7,484,641.86
School Buildings	0	0	0	0	0	0	0	0	0	0
Machinery and Equipment Outlay	0	4,926,553.00	794,544.00	0	5,721,097.00	0	2,269,718.00	1,799,529.00	0	4,069,247.00
Machinery	0	4,926,553.00	0	0	4,926,553.00	0	2,269,718.00	1,004,985.00	0	3,274,703.00
Office Equipment	0	0	302,160.00	0	302,160.00	0	0	302,160.00	0	302,160.00
Sports Equipment	0	0	492,384.00	0	492,384.00	0	0	492,384.00	0	492,384.00
Pension and Gratuity Fund	195,490.00	100,360.00	0	0	295,850.00	195,490.00	100,360.00	0	0	295,850.00
Personnel Services	195,490.00	100,360.00	0	0	295,850.00	195,490.00	100,360.00	0	0	295,850.00
Other Personnel Benefits	195,490.00	100,360.00	0	0	295,850.00	195,490.00	100,360.00	0	0	295,850.00
Terminal Leave Benefits	195,490.00	100,360.00	0	0	295,850.00	195,490.00	100,360.00	0	0	295,850.00
Terminal Leave Benefits - Civilian	195,490.00	100,360.00	0	0	295,850.00	195,490.00	100,360.00	0	0	295,850.00

FAR No. 1-A
SUMMARY OF APPROPRIATIONS, ALLOTMENTS, OBLIGATIONS,
As of the Quarter Ending September 30, 2017

Department : State Universities and Colleges (SUCs)
Agency : Mountain Province State University
Operating Unit : N/A
Organization Code (UACS) : 080200000000
Funding Source Code (as clustered) : 01 - Regular Agency Fund

Particulars	Balances			
	Unreleased Appropriations	Unobligated Allotment	Unpaid Obligations (15-20) = (23+24)	
			Due and Demandable	Not Yet Due and Demandable
1	21=(5-10)	22=(10-15)	23	24
Representation Expenses	0	455,750.00	0	0
Representation Expenses	0	455,750.00	0	0
Membership Dues and Contributions to Organizations	0	80,000.00	0	0
Membership Dues and Contributions to Organizations	0	80,000.00	0	0
Subscription Expenses	0	25,534.00	0	0
Other Subscription Expenses	0	25,534.00	0	0
Other Maintenance and Operating Expenses	0	361,737.00	83,719.00	0
Other Maintenance and Operating Expenses	0	361,737.00	83,719.00	0
Capital Outlays	0	89,282,469.50	12,573,641.64	0
Property, Plant and Equipment Outlay	0	89,282,469.50	12,573,641.64	0
Land Outlay	0	11,410,000.00	0	0
Land	0	11,410,000.00	0	0
Buildings and Other Structures	0	77,593,566.50	10,921,791.64	0
Buildings	0	57,593,566.50	10,921,791.64	0
School Buildings	0	20,000,000.00	0	0
Machinery and Equipment Outlay	0	278,903.00	1,651,850.00	0
Machinery	0	73,447.00	1,651,850.00	0
Office Equipment	0	197,840.00	0	0
Sports Equipment	0	7,616.00	0	0
Pension and Gratuity Fund	0	0	0	0
Personnel Services	0	0	0	0
Other Personnel Benefits	0	0	0	0
Terminal Leave Benefits	0	0	0	0
Terminal Leave Benefits - Civilian	0	0	0	0

FAR No. 1-A
SUMMARY OF APPROPRIATIONS, ALLOTMENTS, OBLIGATIONS, DISBURSEMENTS AND BALANCES BY OBJECT OF EXPENDITURES
As of the Quarter Ending September 30, 2017

Department : State Universities and Colleges (SUCs)
Agency : Mountain Province State University
Operating Unit : N/A
Organization Code (UACS) : 080200000000
Funding Source Code (as clustered) : 01 - Regular Agency Fund

Authorization: 01 - Current Year Appropriations
Report Status: SUBMITTED

Particulars	UACS CODE	Appropriation			Allotments				
		Authorized Appropriation	Adjustments (Transfer To/From Realignment)	Adjusted Appropriations	Allotments Received	Adjustments (Withdrawal, Realignment)	Transfer To	Transfer From	Adjusted Total Allotments
1	2	3	4	5=(3+4)	6	7	8	9	10=[{6+(-)7}-8+9]
 	0	0	0	0	0	0	0	0	0
II. Automatic Appropriations	0	0	0	0	0	0	0	0	0
Retirement and Life Insurance Premiums	01104102	9,206,000.00	0	9,206,000.00	9,206,000.00	0	0	0	9,206,000.00
Personnel Services	0	9,206,000.00	0	9,206,000.00	9,206,000.00	0	0	0	9,206,000.00
Personnel Benefit Contributions	5010300000	9,206,000.00	0	9,206,000.00	9,206,000.00	0	0	0	9,206,000.00
Retirement and Life Insurance Premiums	5010301000	9,206,000.00	0	9,206,000.00	9,206,000.00	0	0	0	9,206,000.00
Retirement and Life Insurance Premiums	5010301000	9,206,000.00	0	9,206,000.00	9,206,000.00	0	0	0	9,206,000.00
 	0	0	0	0	0	0	0	0	0
III. Special Purpose Fund	0	0	0	0	0	0	0	0	0
Pension and Gratuity Fund	01101407	0	184,235.00	184,235.00	184,235.00	0	0	0	184,235.00
Personnel Services	0	0	184,235.00	184,235.00	184,235.00	0	0	0	184,235.00
Other Personnel Benefits	5010400000	0	184,235.00	184,235.00	184,235.00	0	0	0	184,235.00
Terminal Leave Benefits	5010403000	0	184,235.00	184,235.00	184,235.00	0	0	0	184,235.00
Terminal Leave Benefits - Civilian	5010403001	0	184,235.00	184,235.00	184,235.00	0	0	0	184,235.00
GRAND TOTAL	0	0	0	0	0	0	0	0	0
Grand Total	0	284,986,000.00	480,085.00	285,466,085.00	281,057,042.00	0	0	0	281,057,042.00

FAR No. 1-A
SUMMARY OF APPROPRIATIONS, ALLOTMENTS, OBLIGATIONS,
As of the Quarter Ending September 30, 2017

Department : State Universities and Colleges (SUCs)
Agency : Mountain Province State University
Operating Unit : N/A
Organization Code (UACS) : 080200000000
Funding Source Code (as clustered) : 01 - Regular Agency Fund

Particulars	Current Year Obligations					Current Year Disbursements				
	1st Quarter Ending March 31	2nd Quarter Ending June 30	3rd Quarter Ending Sept. 30	4th Quarter Ending Dec. 31	Total	1st Quarter Ending March 31	2nd Quarter Ending June 30	3rd Quarter Ending Sept. 30	4th Quarter Ending Dec. 31	Total
1	11	12	13	14	15=(11+12+13+14)	16	17	18	19	20=(16+17+18+19)
 	0	0	0	0	0	0	0	0	0	0
II. Automatic Appropriations	0	0	0	0	0	0	0	0	0	0
Retirement and Life Insurance Premiums	2,170,240.61	2,169,539.26	1,948,815.00	0	6,288,594.87	2,170,240.61	2,169,539.26	1,948,815.00	0	6,288,594.87
Personnel Services	2,170,240.61	2,169,539.26	1,948,815.00	0	6,288,594.87	2,170,240.61	2,169,539.26	1,948,815.00	0	6,288,594.87
Personnel Benefit Contributions	2,170,240.61	2,169,539.26	1,948,815.00	0	6,288,594.87	2,170,240.61	2,169,539.26	1,948,815.00	0	6,288,594.87
Retirement and Life Insurance Premiums	2,170,240.61	2,169,539.26	1,948,815.00	0	6,288,594.87	2,170,240.61	2,169,539.26	1,948,815.00	0	6,288,594.87
Retirement and Life Insurance Premiums	2,170,240.61	2,169,539.26	1,948,815.00	0	6,288,594.87	2,170,240.61	2,169,539.26	1,948,815.00	0	6,288,594.87
 	0	0	0	0	0	0	0	0	0	0
III. Special Purpose Fund	0	0	0	0	0	0	0	0	0	0
Pension and Gratuity Fund	0	0	184,235.00	0	184,235.00	0	0	184,235.00	0	184,235.00
Personnel Services	0	0	184,235.00	0	184,235.00	0	0	184,235.00	0	184,235.00
Other Personnel Benefits	0	0	184,235.00	0	184,235.00	0	0	184,235.00	0	184,235.00
Terminal Leave Benefits	0	0	184,235.00	0	184,235.00	0	0	184,235.00	0	184,235.00
Terminal Leave Benefits - Civilian	0	0	184,235.00	0	184,235.00	0	0	184,235.00	0	184,235.00
GRAND TOTAL	0	0	0	0	0	0	0	0	0	0
Grand Total	26,971,324.30	57,731,372.44	28,141,695.34	0	112,844,392.08	26,424,840.30	40,028,570.29	33,222,389.92	0	99,675,800.51

FAR No. 1-A
SUMMARY OF APPROPRIATIONS, ALLOTMENTS, OBLIGATIONS,
As of the Quarter Ending September 30, 2017

Department : State Universities and Colleges (SUCs)
Agency : Mountain Province State University
Operating Unit : N/A
Organization Code (UACS) : 080200000000
Funding Source Code (as clustered) : 01 - Regular Agency Fund

Particulars	Balances			
	Unreleased Appropriations	Unobligated Allotment	Unpaid Obligations (15-20) = (23+24)	
			Due and Demandable	Not Yet Due and Demandable
1	21=(5-10)	22=(10-15)	23	24
 	0	0	0	0
II. Automatic Appropriations	0	0	0	0
Retirement and Life Insurance Premiums	0	2,917,405.13	0	0
Personnel Services	0	2,917,405.13	0	0
Personnel Benefit Contributions	0	2,917,405.13	0	0
Retirement and Life Insurance Premiums	0	2,917,405.13	0	0
Retirement and Life Insurance Premiums	0	2,917,405.13	0	0
 	0	0	0	0
III. Special Purpose Fund	0	0	0	0
Pension and Gratuity Fund	0	0	0	0
Personnel Services	0	0	0	0
Other Personnel Benefits	0	0	0	0
Terminal Leave Benefits	0	0	0	0
Terminal Leave Benefits - Civilian	0	0	0	0
GRAND TOTAL	0	0	0	0
Grand Total	4,409,043.00	168,212,649.92	13,168,591.57	0

FAR No. 1-A
SUMMARY OF APPROPRIATIONS, ALLOTMENTS, OBLIGATIONS, DISBURSEMENTS AND BALANCES BY OBJECT OF EXPENDITURES
As of the Quarter Ending September 30, 2017

Department : State Universities and Colleges (SUCs)
Agency : Mountain Province State University
Operating Unit : N/A
Organization Code (UACS) : 080200000000
Funding Source Code (as clustered) : 01 - Regular Agency Fund

Authorization: 01 - Current Year Appropriations
Report Status: SUBMITTED


Particulars	UACS CODE	Appropriation			Allotments				
		Authorized Appropriation	Adjustments (Transfer To/From Realignment)	Adjusted Appropriations	Allotments Received	Adjustments (Withdrawal, Realignment)	Transfer To	Transfer From	Adjusted Total Allotments
1	2	3	4	5=(3+4)	6	7	8	9	10=[{6+(-)7}-8+9]

Certified Correct:


Certified Correct:


Recommending Approval

Approved By:


NORMA W. AKILITH
Budget Officer


Atty. IMELDA D. GUIDANGEN
Accountant III


LETICIA D. NAPAT-A
Chief Admin. Officer


REXTON F. CHAKAS
President

Unified Reporting System
Submission Status for FY 2017 FAR 1A
as of October 13, 2017 04:17 PM

Department	Agency	Organization Code	Operating Unit	Form	Year	Quarter Ending	Fund Cluster	Appropriation Code	Appropriation Type	Status
State Universities and Colleges (SUCs)	Mountain Province State University	080200000000		FAR 1-a	2017	September 30	01	01		SUBMITT
State Universities and Colleges (SUCs)	Mountain Province State University	080200000000		FAR 1-a	2017	September 30	01	02		SUBMITT

Summary	
PENDING	
FOR REVIEW	
FOR APPROVAL	
APPROVED	
APPROVED 1	
APPROVED 2	
APPROVED 3	
SUBMITTED	2