

**STATEMENT OF APPROPRIATIONS, ALLOTMENTS, OBLIGATIONS, DISBURSMENTS AND BALANCE**  
As of the Quarter Ending December 31, 2015

Department : State Universities and Colleges (SUCs)  
Agency : Mountain Province State Polytechnic College  
Operating Unit :  
Organization Code (UACS) : 08 020 0000000  
Funding Source (as per clustered) : 101

| Particulars                                   | UACS Code   | Appropriations           |  |                        | Allotments          |                                       |             |               |                           | Current Year Obligation     |                            |                            |                           |
|---|-------------|--------------------------|--|------------------------|---------------------|---------------------------------------|-------------|---------------|---------------------------|-----------------------------|----------------------------|----------------------------|---------------------------|
|   |             | Authorized Appropriation | Adjustments (Transfer To)From Realignment) | Adjusted Appropriation | Allotments Received | Adjustments (Withdrawal, Realignment) | Transfer To | Transfer From | Adjusted Total Allotments | 1st Quarter ending March 31 | 2nd Quarter ending June 30 | 3rd Quarter ending Sept 30 | 4th Quarter ending Dec 31 |
| 1   | 2           | 3                        | 4  | 5=(3+4)                | 6                   | 7                                     | 8           | 9             | 10=({6+(-)7}-8+9)         | 11                          | 12                         | 13                         | 14                        |
| <b>I. AGENCY SPECIFIC BUDGET</b>              |             |                          |  |                        |                     |                                       |             |               |                           |                             |                            |                            |                           |
| <b>A. GASS</b>                                | 101 101     |                          |  |                        |                     |                                       |             |               |                           |                             |                            |                            |                           |
| Personnel Services                            | 50100000 00 | -                        | -  | -                      | -                   | -                                     | -           | -             | -                         | -                           | -                          | -                          | -                         |
| Maintenance & Other Operating Expenses        | 50200000 00 | -                        | -  | -                      | -                   | -                                     | -           | -             | -                         | -                           | -                          | -                          | -                         |
| <b>Total Gen. Admin. And Support Services</b> |             | -                        | -  | -                      | -                   | -                                     | -           | -             | -                         | -                           | -                          | -                          | -                         |
| <b>B. HIGHER EDUCATION SERVICES</b>           | 101 101     |                          |  |                        |                     |                                       |             |               |                           |                             |                            |                            |                           |
| Personnel Services                            | 50100000 00 | -                        | -  | -                      | -                   | -                                     | -           | -             | -                         | -                           | -                          | -                          | -                         |
| Maintenance & Other Operating Expenses        | 50200000 00 | -                        | -  | -                      | -                   | -                                     | -           | -             | -                         | -                           | -                          | -                          | -                         |
| Capital Outlay                                | 50600000 00 | -                        | -  | -                      | -                   | -                                     | -           | -             | -                         | -                           | -                          | -                          | -                         |
| <b>Total Higher Education Services</b>        |             | -                        | -  | -                      | -                   | -                                     | -           | -             | -                         | -                           | -                          | -                          | -                         |
| <b>C. RESEARCH SERVICES</b>                   | 101 101     |                          |  |                        |                     |                                       |             |               |                           |                             |                            |                            |                           |
| Personnel Services                            | 50100000 00 | -                        | -  | -                      | -                   | -                                     | -           | -             | -                         | -                           | -                          | -                          | -                         |
| Maintenance & Other Operating Expenses        | 50200000 00 | -                        | -  | -                      | -                   | -                                     | -           | -             | -                         | -                           | -                          | -                          | -                         |
| <b>Total Research Services</b>                |             | -                        | -  | -                      | -                   | -                                     | -           | -             | -                         | -                           | -                          | -                          | -                         |
| <b>D. EXTENSION SERVICES</b>                  |             |                          |  |                        |                     |                                       |             |               |                           |                             |                            |                            |                           |
| Maintenance & Other Operating Expenses        | 50200000 00 | -                        | -  | -                      | -                   | -                                     | -           | -             | -                         | -                           | -                          | -                          | -                         |
| <b>Total Extension Services</b>               |             | -                        | -  | -                      | -                   | -                                     | -           | -             | -                         | -                           | -                          | -                          | -                         |
| <b>Sub-Total, Agency Specific Budget</b>      |             | -                        | -  | -                      | -                   | -                                     | -           | -             | -                         | -                           | -                          | -                          | -                         |
| PS  | 50100000 00 | -                        | -  | -                      | -                   | -                                     | -           | -             | -                         | -                           | -                          | -                          | -                         |
| MOOE  | 50200000 00 | -                        | -  | -                      | -                   | -                                     | -           | -             | -                         | -                           | -                          | -                          | -                         |
| CO  | 50600000 00 | -                        | -  | -                      | -                   | -                                     | -           | -             | -                         | -                           | -                          | -                          | -                         |
| <b>II. AUTOMATIC APPROPRIATIONS</b>           | 104102      | 1,315,503.00             | -  | 1,315,503.00           | 1,315,503.00        | -                                     | -           | -             | 1,315,503.00              | -                           | 471,433.68                 | 528,669.32                 | 315,400.00                |

:ES (SAAODB)

Department : State University  
 Agency : Mountain Province  
 Operating Unit :  
 Organization Code (UACS) : 08 020 0000000  
 Funding Source (as per clustered) : 101

|   |                             |
|---|-----------------------------|
|   | Current Year Appropriations |
| X | Supplemental Appropriations |
|   | Continuing Appropriations   |

| Particulars                                   | UACS Code   | Total            | DISBURSEMENTS               |                            |                            |                           |                  | Balances                  |                       |                                    |                            |
|---|-------------|------------------|-----------------------------|----------------------------|----------------------------|---------------------------|------------------|---------------------------|-----------------------|------------------------------------|----------------------------|
|   |             |                  | 1st Quarter ending March 31 | 2nd Quarter ending June 30 | 3rd Quarter ending Sept 30 | 4th Quarter ending Dec 31 | Total            | Unreleased Appropriations | Unobligated Allotment | Unpaid Obligations (15-20)=(23+24) |                            |
|   |             |                  |                             |                            |                            |                           |                  |                           |                       | Due and Demandable                 | Not Yet Due and Demandable |
| 1   | 2           | 15=(11+12+13+14) | 16                          | 17                         | 18                         | 19                        | 20=(16+17+18+19) | 21=(5-10)                 | 22=(10-15)            | 23                                 | 24                         |
| <b>I. AGENCY SPECIFIC BUDGET</b>              |             |                  |                             |                            |                            |                           |                  |                           |                       |                                    |                            |
| <b>A. GASS</b>                                | 101 101     |                  |                             |                            |                            |                           |                  |                           |                       |                                    |                            |
| Personnel Services                            | 50100000 00 | -                | -                           | -                          | -                          | -                         | -                | -                         | -                     | -                                  | -                          |
| Maintenance & Other Operating Expenses        | 50200000 00 | -                | -                           | -                          | -                          | -                         | -                | -                         | -                     | -                                  | -                          |
| <b>Total Gen. Admin. And Support Services</b> |             | -                | -                           | -                          | -                          | -                         | -                | -                         | -                     | -                                  | -                          |
| <b>B. HIGHER EDUCATION SERVICES</b>           | 101 101     |                  |                             |                            |                            |                           |                  |                           |                       |                                    |                            |
| Personnel Services                            | 50100000 00 | -                | -                           | -                          | -                          | -                         | -                | -                         | -                     | -                                  | -                          |
| Maintenance & Other Operating Expenses        | 50200000 00 | -                | -                           | -                          | -                          | -                         | -                | -                         | -                     | -                                  | -                          |
| Capital Outlay                                | 50600000 00 | -                | -                           | -                          | -                          | -                         | -                | -                         | -                     | -                                  | -                          |
| <b>Total Higher Education Services</b>        |             | -                | -                           | -                          | -                          | -                         | -                | -                         | -                     | -                                  | -                          |
| <b>C. RESEARCH SERVICES</b>                   | 101 101     |                  |                             |                            |                            |                           |                  |                           |                       |                                    |                            |
| Personnel Services                            | 50100000 00 | -                | -                           | -                          | -                          | -                         | -                | -                         | -                     | -                                  | -                          |
| Maintenance & Other Operating Expenses        | 50200000 00 | -                | -                           | -                          | -                          | -                         | -                | -                         | -                     | -                                  | -                          |
| <b>Total Research Services</b>                |             | -                | -                           | -                          | -                          | -                         | -                | -                         | -                     | -                                  | -                          |
| <b>D. EXTENSION SERVICES</b>                  |             |                  |                             |                            |                            |                           |                  |                           |                       |                                    |                            |
| Maintenance & Other Operating Expenses        | 50200000 00 | -                | -                           | -                          | -                          | -                         | -                | -                         | -                     | -                                  | -                          |
| <b>Total Extension Services</b>               |             | -                | -                           | -                          | -                          | -                         | -                | -                         | -                     | -                                  | -                          |
| <b>Sub-Total, Agency Specific Budget</b>      |             | -                | -                           | -                          | -                          | -                         | -                | -                         | -                     | -                                  | -                          |
| PS  | 50100000 00 | -                | -                           | -                          | -                          | -                         | -                | -                         | -                     | -                                  | -                          |
| MOOE  | 50200000 00 | -                | -                           | -                          | -                          | -                         | -                | -                         | -                     | -                                  | -                          |
| CO  | 50600000 00 | -                | -                           | -                          | -                          | -                         | -                | -                         | -                     | -                                  | -                          |
| <b>II. AUTOMATIC APPROPRIATIONS</b>           | 104102      | 1,315,503.00     | -                           | 471,433.68                 | 528,669.32                 | 315,400.00                | 1,315,503.00     | -                         | -                     | -                                  | -                          |

**STATEMENT OF APPROPRIATIONS, ALLOTMENTS, OBLIGATIONS, DISBURSMENTS AND BALANCE**  
**As of the Quarter Ending December 31, 2015**

Department : State Universities and Colleges (SUCs)  
Agency : Mountain Province State Polytechnic College  
Operating Unit :  
Organization Code (UACS) : 08 020 0000000  
Funding Source (as per clustered) : 101

| Particulars                                | UACS Code   | Appropriations           |   |                        | Allotments          |                                       |             |               |                           | Current Year Obligation     |                            |                            |                           |
|--|-------------|--------------------------|---|------------------------|---------------------|---------------------------------------|-------------|---------------|---------------------------|-----------------------------|----------------------------|----------------------------|---------------------------|
|  |             | Authorized Appropriation | Adjustments (Transfer (To)From Realignment) | Adjusted Appropriation | Allotments Received | Adjustments (Withdrawal, Realignment) | Transfer To | Transfer From | Adjusted Total Allotments | 1st Quarter ending March 31 | 2nd Quarter ending June 30 | 3rd Quarter ending Sept 30 | 4th Quarter ending Dec 31 |
| 1  | 2           | 3                        | 4   | 5=(3+4)                | 6                   | 7                                     | 8           | 9             | 10=((6+(-)7)-8+9)         | 11                          | 12                         | 13                         | 14                        |
| <b>GASS</b>                                | 1 00 010000 | 95,789.00                | -   | 95,789.00              | 95,789.00           | -                                     | -           | -             | 95,789.00                 | -                           | -                          | 40,931.00                  | 54,858.00                 |
| PS   | 50100000 00 | 95,789.00                |   | 95,789.00              | 95,789.00           |                                       |             |               | 95,789.00                 |                             |                            | 40,931.00                  | 54,858.00                 |
| <b>Higher Education Services</b>           | 3 01 010000 | 1,219,714.00             | -   | 1,219,714.00           | 1,219,714.00        | -                                     | -           | -             | 1,219,714.00              | -                           | 471,433.68                 | 487,738.32                 | 260,542.00                |
| PS   | 50100000 00 | 1,219,714.00             |   | 1,219,714.00           | 1,219,714.00        |                                       |             |               | 1,219,714.00              |                             | 471,433.68                 | 487,738.32                 | 260,542.00                |
| <b>Research Services</b>                   | 3 02 010000 | -                        | -   | -                      | -                   | -                                     | -           | -             | -                         | -                           | -                          | -                          | -                         |
| PS   | 50100000 00 |                          |   | -                      | -                   |                                       |             |               | -                         |                             |                            |                            |                           |
| <b>Extension Services</b>                  | 3 03 010000 | -                        | -   | -                      | -                   | -                                     | -           | -             | -                         | -                           | -                          | -                          | -                         |
| PS   | 50100000 00 | -                        |   | -                      | -                   | -                                     | -           | -             | -                         | -                           |                            |                            |                           |
| <b>Sub-Total, Automatic Appropriations</b> |             | 1,315,503.00             | -   | 1,315,503.00           | 1,315,503.00        | -                                     | -           | -             | 1,315,503.00              | -                           | 471,433.68                 | 528,669.32                 | 315,400.00                |
| PS   | 50100000 00 | 1,315,503.00             | -   | 1,315,503.00           | 1,315,503.00        | -                                     | -           | -             | 1,315,503.00              | -                           | 471,433.68                 | 528,669.32                 | 315,400.00                |
| MOOE                                       | 50200000 00 | -                        | -   | -                      | -                   | -                                     | -           | -             | -                         | -                           | -                          | -                          | -                         |
| CO   | 50600000 00 | -                        | -   | -                      | -                   | -                                     | -           | -             | -                         | -                           | -                          | -                          | -                         |
| <b>III. Special Purpose Fund</b>           |             |                          |   |                        |                     |                                       |             |               |                           |                             |                            |                            |                           |
| <b>A. GASS</b>                             | 101 101     |                          |   |                        |                     |                                       |             |               |                           |                             |                            |                            |                           |
| <b>Personnel Services</b>                  | 50100000 00 | 3,595,881.00             | -   | 3,595,881.00           | 3,595,881.00        | -                                     | -           | -             | 3,595,881.00              | -                           | 1,257,361.00               | 1,048,704.00               | 1,289,816.00              |
| Salaries and Wages                         | 50101000 00 |                          |   |                        |                     |                                       |             |               |                           |                             |                            |                            |                           |
| Salaries - Itemized Positions              | 50101010 01 | 1,411,849.00             |   | 1,411,849.00           | 1,411,849.00        |                                       |             |               | 1,411,849.00              |                             |                            | 375,000.00                 | 1,036,849.00              |
| Other Compensations                        | 50102000 00 |                          |   |                        |                     |                                       |             |               |                           |                             |                            |                            |                           |
| PERA                                       | 50102010 01 | 70,000.00                |   | 70,000.00              | 70,000.00           |                                       |             |               | 70,000.00                 |                             |                            |                            | 70,000.00                 |
| Representation Allowance                   | 50102020 00 | 120,000.00               |   | 120,000.00             | 120,000.00          |                                       |             |               | 120,000.00                |                             |                            | 120,000.00                 |                           |
| Transportation Allowance                   | 50102030 00 | 120,000.00               |   | 120,000.00             | 120,000.00          |                                       |             |               | 120,000.00                |                             |                            | 120,000.00                 |                           |
| Clothing Allowance                         | 50102040 01 | 15,000.00                |   | 15,000.00              | 15,000.00           |                                       |             |               | 15,000.00                 |                             |                            |                            | 15,000.00                 |
| Year End Bonus                             | 50102140 01 | 70,315.00                |   | 70,315.00              | 70,315.00           |                                       |             |               | 70,315.00                 |                             |                            |                            | 70,315.00                 |
| Cash Gift                                  | 50102150 01 | 15,000.00                |   | 15,000.00              | 15,000.00           |                                       |             |               | 15,000.00                 |                             |                            |                            | 15,000.00                 |
| Performance Enhancement Incentive          | 50102990 12 | 941,361.00               |   | 941,361.00             | 941,361.00          |                                       |             |               | 941,361.00                |                             | 941,361.00                 | -                          |                           |

:ES (SAAODB)

Department : State University  
 Agency : Mountain Province  
 Operating Unit :  
 Organization Code (UACS) : 08 020 0000000  
 Funding Source (as per clustered) : 101

|   |                             |
|---|-----------------------------|
|   | Current Year Appropriations |
| X | Supplemental Appropriations |
|   | Continuing Appropriations   |

| Particulars                                | UACS Code   | Total            | DISBURSEMENTS               |                            |                            |                           |                  | Balances                  |                       |                                    |                            |
|--|-------------|------------------|-----------------------------|----------------------------|----------------------------|---------------------------|------------------|---------------------------|-----------------------|------------------------------------|----------------------------|
|  |             |                  | 1st Quarter ending March 31 | 2nd Quarter ending June 30 | 3rd Quarter ending Sept 30 | 4th Quarter ending Dec 31 | Total            | Unreleased Appropriations | Unobligated Allotment | Unpaid Obligations (15-20)=(23+24) |                            |
|  |             |                  |                             |                            |                            |                           |                  |                           |                       | Due and Demandable                 | Not Yet Due and Demandable |
| 1  | 2           | 15=(11+12+13+14) | 16                          | 17                         | 18                         | 19                        | 20=(16+17+18+19) | 21=(5-10)                 | 22=(10-15)            | 23                                 | 24                         |
| <b>GASS</b>                                | 1 00 010000 | 95,789.00        | -                           | -                          | 40,931.00                  | 54,858.00                 | 95,789.00        | -                         | -                     | -                                  | -                          |
| PS   | 50100000 00 | 95,789.00        |                             |                            | 40,931.00                  | 54,858.00                 | 95,789.00        | -                         | -                     |                                    |                            |
| <b>Higher Education Services</b>           | 3 01 010000 | 1,219,714.00     | -                           | 471,433.68                 | 487,738.32                 | 260,542.00                | 1,219,714.00     | -                         | -                     | -                                  | -                          |
| PS   | 50100000 00 | 1,219,714.00     |                             | 471,433.68                 | 487,738.32                 | 260,542.00                | 1,219,714.00     | -                         | -                     | -                                  |                            |
| <b>Research Services</b>                   | 3 02 010000 | -                | -                           | -                          | -                          | -                         | -                | -                         | -                     | -                                  | -                          |
| PS   | 50100000 00 | -                |                             |                            |                            |                           | -                | -                         | -                     |                                    |                            |
| <b>Extension Services</b>                  | 3 03 010000 | -                | -                           | -                          | -                          | -                         | -                | -                         | -                     | -                                  | -                          |
| PS   | 50100000 00 | -                | -                           | -                          | -                          | -                         | -                | -                         | -                     |                                    |                            |
| <b>Sub-Total, Automatic Appropriations</b> |             | 1,315,503.00     | -                           | 471,433.68                 | 528,669.32                 | 315,400.00                | 1,315,503.00     | -                         | -                     | -                                  | -                          |
| PS   | 50100000 00 | 1,315,503.00     | -                           | 471,433.68                 | 528,669.32                 | 315,400.00                | 1,315,503.00     | -                         | -                     | -                                  | -                          |
| MOOE                                       | 50200000 00 | -                | -                           | -                          | -                          | -                         | -                | -                         | -                     | -                                  | -                          |
| CO   | 50600000 00 | -                | -                           | -                          | -                          | -                         | -                | -                         | -                     | -                                  | -                          |
| <b>III. Special Purpose Fund</b>           |             |                  |                             |                            |                            |                           |                  |                           |                       |                                    |                            |
| <b>A. GASS</b>                             | 101 101     |                  |                             |                            |                            |                           |                  |                           |                       |                                    |                            |
| <b>Personnel Services</b>                  | 50100000 00 | 3,595,881.00     | -                           | 941,361.00                 | 1,048,704.00               | 1,605,816.00              | 3,595,881.00     | -                         | -                     | -                                  | -                          |
| Salaries and Wages                         | 50101000 00 |                  |                             |                            |                            |                           |                  |                           |                       |                                    |                            |
| Salaries - Itemized Positions              | 50101010 01 | 1,411,849.00     |                             |                            | 375,000.00                 | 1,036,849.00              | 1,411,849.00     | -                         | -                     |                                    |                            |
| Other Compensations                        | 50102000 00 |                  |                             |                            |                            |                           |                  |                           |                       |                                    |                            |
| PERA                                       | 50102010 01 | 70,000.00        |                             |                            |                            | 70,000.00                 | 70,000.00        |                           |                       |                                    |                            |
| Representation Allowance                   | 50102020 00 | 120,000.00       |                             |                            | 120,000.00                 |                           | 120,000.00       | -                         | -                     |                                    |                            |
| Transportation Allowance                   | 50102030 00 | 120,000.00       |                             |                            | 120,000.00                 |                           | 120,000.00       | -                         | -                     |                                    |                            |
| Clothing Allowance                         | 50102040 01 | 15,000.00        |                             |                            |                            | 15,000.00                 | 15,000.00        |                           |                       |                                    |                            |
| Year End Bonus                             | 50102140 01 | 70,315.00        |                             |                            |                            | 70,315.00                 | 70,315.00        | -                         | -                     |                                    |                            |
| Cash Gift                                  | 50102150 01 | 15,000.00        |                             |                            |                            | 15,000.00                 | 15,000.00        | -                         | -                     |                                    |                            |
| Performance Enhancement Incentive          | 50102990 12 | 941,361.00       |                             | 941,361.00                 | -                          |                           | 941,361.00       | -                         | -                     |                                    |                            |

**STATEMENT OF APPROPRIATIONS, ALLOTMENTS, OBLIGATIONS, DISBURSMENTS AND BALANCE**  
As of the Quarter Ending December 31, 2015

Department : State Universities and Colleges (SUCs)  
Agency : Mountain Province State Polytechnic College  
Operating Unit :  
Organization Code (UACS) : 08 020 0000000  
Funding Source (as per clustered) : 101

| Particulars                                       | UACS Code   | Appropriations           |   |                        | Allotments          |                                       |             |               |                           | Current Year Obligation     |                            |                            |                           |
|---|-------------|--------------------------|---|------------------------|---------------------|---------------------------------------|-------------|---------------|---------------------------|-----------------------------|----------------------------|----------------------------|---------------------------|
|   |             | Authorized Appropriation | Adjustments (Transfer (To)From Realignment) | Adjusted Appropriation | Allotments Received | Adjustments (Withdrawal, Realignment) | Transfer To | Transfer From | Adjusted Total Allotments | 1st Quarter ending March 31 | 2nd Quarter ending June 30 | 3rd Quarter ending Sept 30 | 4th Quarter ending Dec 31 |
| 1   | 2           | 3                        | 4   | 5=(3+4)                | 6                   | 7                                     | 8           | 9             | 10=((6+(-)7)-8+9)         | 11                          | 12                         | 13                         | 14                        |
| Personnel Benefits Contributions                  | 50103000 00 |                          |   |                        |                     |                                       |             |               |                           |                             |                            |                            |                           |
| PAG-IBIG Contributions                            | 50103020 01 | 3,500.00                 |   | 3,500.00               | 3,500.00            |                                       |             |               | 3,500.00                  |                             |                            |                            | 3,500.00                  |
| Health Insurance Premiums                         | 50103030 01 | 16,800.00                |   | 16,800.00              | 16,800.00           |                                       |             |               | 16,800.00                 |                             |                            |                            | 16,800.00                 |
| Employees Compensation Insurance Pr               | 50103040 01 | 3,500.00                 |   | 3,500.00               | 3,500.00            |                                       |             |               | 3,500.00                  |                             |                            |                            | 3,500.00                  |
| Other Personnel Benefits                          | 50104000 00 |                          |   |                        |                     |                                       |             |               |                           |                             |                            |                            |                           |
| Terminal Leave benefit                            | 50104030 01 | 374,852.00               |   | 374,852.00             | 374,852.00          |                                       |             |               | 374,852.00                |                             | 316,000.00                 | -                          | 58,852.00                 |
| Monetization of Earned Leaves                     | 5010499099  | 433,704.00               |   | 433,704.00             | 433,704.00          |                                       |             |               | 433,704.00                |                             |                            | 433,704.00                 |                           |
| <b>Maintenance &amp; Other Operating Expenses</b> | 50200000 00 | -                        | -   | -                      | -                   | -                                     | -           | -             | -                         | -                           | -                          | -                          | -                         |
| <b>Total Gen. Admin. And Support Services</b>     |             | 3,595,881.00             | -   | 3,595,881.00           | 3,595,881.00        | -                                     | -           | -             | 3,595,881.00              | -                           | 1,257,361.00               | 1,048,704.00               | 1,289,816.00              |
| <b>B. HIGHER EDUCATION SERVICES</b>               | 101 101     |                          |   |                        |                     |                                       |             |               |                           |                             |                            |                            |                           |
| <b>Personnel Services</b>                         | 50100000 00 | 21,506,873.00            | -   | 21,506,873.00          | 21,506,873.00       | -                                     | -           | -             | 21,506,873.00             | -                           | 8,597,000.00               | 7,622,000.00               | 5,287,873.00              |
| Salaries and Wages                                | 50101000 00 |                          |   |                        |                     |                                       |             |               |                           |                             |                            |                            |                           |
| Salaries - Itemized Positions                     | 50101010 01 | 1,097,499.00             |   | 1,097,499.00           | 1,097,499.00        |                                       |             |               | 1,097,499.00              |                             |                            | 926,000.00                 | 171,499.00                |
| NBC 461 (Up to the 6th Cycle)                     | 50101010 01 | 9,960,214.00             |   | 9,960,214.00           | 9,960,214.00        |                                       |             |               | 9,960,214.00              | -                           | 3,634,000.00               | 4,813,000.00               | 1,513,214.00              |
| Other Compensations                               | 50102000 00 |                          |   |                        |                     |                                       |             |               |                           |                             |                            |                            |                           |
| PERA  | 50102010 01 | 24,000.00                |   | 24,000.00              | 24,000.00           |                                       |             |               | 24,000.00                 |                             |                            |                            | 24,000.00                 |
| Clothing/Uniform Allowance                        | 50102040 01 | 5,000.00                 |   | 5,000.00               | 5,000.00            |                                       |             |               | 5,000.00                  |                             |                            |                            | 5,000.00                  |
| Honoraria   | 50102100 01 | 3,293,964.00             |   | 3,293,964.00           | 3,293,964.00        |                                       |             |               | 3,293,964.00              |                             |                            |                            | 3,293,964.00              |
| Year End Bonus                                    | 50102140 01 | 19,940.00                |   | 19,940.00              | 19,940.00           |                                       |             |               | 19,940.00                 |                             |                            |                            | 19,940.00                 |
| Cash Gift   | 50102150 01 | 5,000.00                 |   | 5,000.00               | 5,000.00            |                                       |             |               | 5,000.00                  |                             |                            |                            | 5,000.00                  |
| Other Bonuses and Allowance                       | 50102990 00 |                          |   |                        |                     |                                       |             |               |                           |                             |                            |                            |                           |
| Performance Enhancement Incentive                 | 50102990 12 | 4,356,000.00             |   | 4,356,000.00           | 4,356,000.00        |                                       |             |               | 4,356,000.00              |                             | 4,356,000.00               |                            |                           |
| Personnel Benefits Contributions                  | 50103000 00 |                          |   |                        |                     |                                       |             |               |                           |                             |                            |                            |                           |
| PAG-IBIG Contributions                            | 50103020 01 | 1,200.00                 |   | 1,200.00               | 1,200.00            |                                       |             |               | 1,200.00                  |                             |                            |                            | 1,200.00                  |
| Health Insurance Premiums                         | 50103030 01 | 4,500.00                 |   | 4,500.00               | 4,500.00            |                                       |             |               | 4,500.00                  |                             |                            |                            | 4,500.00                  |
| Employees Compensation Insurance Pr               | 50103040 01 | 1,200.00                 |   | 1,200.00               | 1,200.00            |                                       |             |               | 1,200.00                  |                             |                            |                            | 1,200.00                  |



:ES (SAAODB)

Department : State University  
 Agency : Mountain Province  
 Operating Unit :  
 Organization Code (UACS) : 08 020 0000000  
 Funding Source (as per clustered) : 101

|   |                             |
|---|-----------------------------|
|   | Current Year Appropriations |
| X | Supplemental Appropriations |
|   | Continuing Appropriations   |

| Particulars                            | UACS Code   | Total            | DISBURSEMENTS               |                            |                            |                           |                  | Balances                  |                       |                                    |                            |
|--|-------------|------------------|-----------------------------|----------------------------|----------------------------|---------------------------|------------------|---------------------------|-----------------------|------------------------------------|----------------------------|
|  |             |                  | 1st Quarter ending March 31 | 2nd Quarter ending June 30 | 3rd Quarter ending Sept 30 | 4th Quarter ending Dec 31 | Total            | Unreleased Appropriations | Unobligated Allotment | Unpaid Obligations (15-20)=(23+24) |                            |
|  |             |                  |                             |                            |                            |                           |                  |                           |                       | Due and Demandable                 | Not Yet Due and Demandable |
| 1                                      | 2           | 15=(11+12+13+14) | 16                          | 17                         | 18                         | 19                        | 20=(16+17+18+19) | 21=(5-10)                 | 22=(10-15)            | 23                                 | 24                         |
| Personnel Benefits Contributions       | 50103000 00 |                  |                             |                            |                            |                           |                  | -                         | -                     |                                    |                            |
| PAG-IBIG Contributions                 | 50103020 01 | 3,500.00         |                             |                            |                            | 3,500.00                  | 3,500.00         | -                         | -                     |                                    |                            |
| Health Insurance Premiums              | 50103030 01 | 16,800.00        |                             |                            |                            | 16,800.00                 | 16,800.00        | -                         | -                     |                                    |                            |
| Employees Compensation Insurance Pr    | 50103040 01 | 3,500.00         |                             |                            |                            | 3,500.00                  | 3,500.00         | -                         | -                     |                                    |                            |
| Other Personnel Benefits               | 50104000 00 |                  |                             |                            |                            |                           |                  | -                         | -                     |                                    |                            |
| Terminal Leave benefit                 | 50104030 01 | 374,852.00       |                             |                            |                            | 374,852.00                | 374,852.00       | -                         | -                     |                                    |                            |
| Monetization of Earned Leaves          | 5010499099  | 433,704.00       |                             |                            | 433,704.00                 |                           | 433,704.00       | -                         | -                     |                                    |                            |
| Maintenance & Other Operating Expenses | 50200000 00 | -                | -                           | -                          | -                          | -                         | -                | -                         | -                     | -                                  | -                          |
| Total Gen. Admin. And Support Services |             | 3,595,881.00     | -                           | 941,361.00                 | 1,048,704.00               | 1,605,816.00              | 3,595,881.00     | -                         | -                     | -                                  | -                          |
|  |             |                  |                             |                            |                            |                           |                  |                           |                       |                                    |                            |
| <b>B. HIGHER EDUCATION SERVICES</b>    | 101 101     |                  |                             |                            |                            |                           |                  |                           |                       |                                    |                            |
| Personnel Services                     | 50100000 00 | 21,506,873.00    | 1,512,000.00                | 8,209,000.00               | 6,498,000.00               | 5,287,873.00              | 21,506,873.00    | -                         | -                     | -                                  | -                          |
| Salaries and Wages                     | 50101000 00 |                  |                             |                            |                            |                           |                  |                           |                       |                                    |                            |
| Salaries - Itemized Positions          | 50101010 01 | 1,097,499.00     |                             |                            | 926,000.00                 | 171,499.00                | 1,097,499.00     | -                         | -                     |                                    |                            |
| NBC 461 (Up to the 6th Cycle)          | 50101010 01 | 9,960,214.00     | 1,512,000.00                | 3,634,000.00               | 3,301,000.00               | 1,513,214.00              | 9,960,214.00     | -                         | -                     | -                                  |                            |
| Other Compensations                    | 50102000 00 |                  |                             |                            |                            |                           |                  |                           |                       |                                    |                            |
| PERA                                   | 50102010 01 | 24,000.00        |                             |                            |                            | 24,000.00                 | 24,000.00        | -                         | -                     |                                    |                            |
| Clothing/Uniform Allowance             | 50102040 01 | 5,000.00         |                             |                            |                            | 5,000.00                  | 5,000.00         | -                         | -                     |                                    |                            |
| Honoraria                              | 50102100 01 | 3,293,964.00     |                             |                            |                            | 3,293,964.00              | 3,293,964.00     | -                         | -                     |                                    |                            |
| Year End Bonus                         | 50102140 01 | 19,940.00        |                             |                            |                            | 19,940.00                 | 19,940.00        | -                         | -                     |                                    |                            |
| Cash Gift                              | 50102150 01 | 5,000.00         |                             |                            |                            | 5,000.00                  | 5,000.00         | -                         | -                     |                                    |                            |
| Other Bonuses and Allowance            | 50102990 00 |                  |                             |                            |                            |                           |                  |                           |                       |                                    |                            |
| Performance Enhancement Incentive      | 50102990 12 | 4,356,000.00     |                             | 4,356,000.00               |                            |                           | 4,356,000.00     | -                         | -                     | -                                  |                            |
| Personnel Benefits Contributions       | 50103000 00 |                  |                             |                            |                            |                           |                  |                           |                       |                                    |                            |
| PAG-IBIG Contributions                 | 50103020 01 | 1,200.00         |                             |                            |                            | 1,200.00                  | 1,200.00         | -                         | -                     |                                    |                            |
| Health Insurance Premiums              | 50103030 01 | 4,500.00         |                             |                            |                            | 4,500.00                  | 4,500.00         | -                         | -                     |                                    |                            |
| Employees Compensation Insurance Pr    | 50103040 01 | 1,200.00         |                             |                            |                            | 1,200.00                  | 1,200.00         | -                         | -                     |                                    |                            |

**STATEMENT OF APPROPRIATIONS, ALLOTMENTS, OBLIGATIONS, DISBURSMENTS AND BALANCE**  
**As of the Quarter Ending December 31, 2015**

|                                   |  |
|-----------------------------------|--|
| Department                        | : <u>State Universities and Colleges (SUCs)</u>      |
| Agency                            | : <u>Mountain Province State Polytechnic College</u> |
| Operating Unit                    | :  |
| Organization Code (UACS)          | : <u>08 020 0000000</u>                              |
| Funding Source (as per clustered) | : <u>101</u>   |

[illegible]

|   |                             |
|---|-----------------------------|
|   | Current Year Appropriations |
| X | Supplemental Appropriations |
|   | Continuing Appropriations   |

[illegible]




**STATEMENT OF APPROPRIATIONS, ALLOTMENTS, OBLIGATIONS, DISBURSMENTS AND BALANCE**  
**As of the Quarter Ending December 31, 2015**


Department : State Universities and Colleges (SUCs)  
Agency : Mountain Province State Polytechnic College  
Operating Unit :  
Organization Code (UACS) : 08 020 0000000  
Funding Source (as per clustered) : 101

| Particulars  | UACS Code   | Appropriations           |  |                        | Allotments          |                                       |             |               |                           | Current Year Obligation     |                            |                            |                           |
|--|-------------|--------------------------|--|------------------------|---------------------|---------------------------------------|-------------|---------------|---------------------------|-----------------------------|----------------------------|----------------------------|---------------------------|
|  |             | Authorized Appropriation | Adjustments (Transfer To)From Realignment) | Adjusted Appropriation | Allotments Received | Adjustments (Withdrawal, Realignment) | Transfer To | Transfer From | Adjusted Total Allotments | 1st Quarter ending March 31 | 2nd Quarter ending June 30 | 3rd Quarter ending Sept 30 | 4th Quarter ending Dec 31 |
| 1  | 2           | 3                        | 4  | 5=(3+4)                | 6                   | 7                                     | 8           | 9             | 10=((6+(-)7)-8+9)         | 11                          | 12                         | 13                         | 14                        |
| <b>Recapitulation By MFO</b>   |             | 26,455,257.00            | -  | 26,455,257.00          | 26,455,257.00       | -                                     | -           | -             | 26,455,257.00             | -                           | 10,362,794.68              | 9,199,373.32               | 6,893,089.00              |
| GASS   | 1 00 010000 | 3,691,670.00             | -  | 3,691,670.00           | 3,691,670.00        | -                                     | -           | -             | 3,691,670.00              | -                           | 1,257,361.00               | 1,089,635.00               | 1,344,674.00              |
| Higher Education Services  | 3 01 010000 | 22,726,587.00            | -  | 22,726,587.00          | 22,726,587.00       | -                                     | -           | -             | 22,726,587.00             | -                           | 9,068,433.68               | 8,109,738.32               | 5,548,415.00              |
| Research Services  | 3 02 010000 | 37,000.00                | -  | 37,000.00              | 37,000.00           | -                                     | -           | -             | 37,000.00                 | -                           | 37,000.00                  | -                          | -                         |
| Extension Services   | 3 03 010000 | -                        | -  | -                      | -                   | -                                     | -           | -             | -                         | -                           | -                          | -                          | -                         |
| <b>OF WHICH</b>  |             |                          |  |                        |                     |                                       |             |               |                           |                             |                            |                            |                           |
| KRA No. 2 - Poverty Reduction and Empowerment of the Poor and the Vulnerable |             |                          |  |                        |                     |                                       |             |               |                           |                             |                            |                            |                           |


Certified Correct:

  
**NORMA A. AKILITH**  
Budget Officer  
January 25, 2016

Certified Correct:

  
**IMELDA D. GUIDANGEN**  
Accountant III  
January 25, 2016

Recommending Approval:

  
**LETICIA D. NAPAT-A**  
Chief Admin. Officer  
January 25, 2016

:ES (SAAODB)

Department : State University  
 Agency : Mountain Province  
 Operating Unit :  
 Organization Code (UACS) : 08 020 000000  
 Funding Source (as per clustered) : 101

|   |                             |
|---|-----------------------------|
|   | Current Year Appropriations |
| X | Supplemental Appropriations |
|   | Continuing Appropriations   |

| Particulars  | UACS Code   | Total            | DISBURSEMENTS               |                            |                            |                           |                  | Balances                  |                       |                                    |                            |
|--|-------------|------------------|-----------------------------|----------------------------|----------------------------|---------------------------|------------------|---------------------------|-----------------------|------------------------------------|----------------------------|
|  |             |                  | 1st Quarter ending March 31 | 2nd Quarter ending June 30 | 3rd Quarter ending Sept 30 | 4th Quarter ending Dec 31 | Total            | Unreleased Appropriations | Unobligated Allotment | Unpaid Obligations (15-20)=(23+24) |                            |
|  |             |                  |                             |                            |                            |                           |                  |                           |                       | Due and Demandable                 | Not Yet Due and Demandable |
| 1  | 2           | 15=(11+12+13+14) | 16                          | 17                         | 18                         | 19                        | 20=(16+17+18+19) | 21=(5-10)                 | 22=(10-15)            | 23                                 | 24                         |
| Recapitulation By MFO  |             | 26,455,257.00    | 1,512,000.00                | 9,658,794.68               | 8,075,373.32               | 7,209,089.00              | 26,455,257.00    | -                         | -                     | -                                  | -                          |
| GASS   | 1 00 010000 | 3,691,670.00     | -                           | 941,361.00                 | 1,089,635.00               | 1,660,674.00              | 3,691,670.00     | -                         | -                     | -                                  | -                          |
| Higher Education Services  | 3 01 010000 | 22,726,587.00    | 1,512,000.00                | 8,680,433.68               | 6,985,738.32               | 5,548,415.00              | 22,726,587.00    | -                         | -                     | -                                  | -                          |
| Research Services  | 3 02 010000 | 37,000.00        | -                           | 37,000.00                  | -                          | -                         | 37,000.00        | -                         | -                     | -                                  | -                          |
| Extension Services   | 3 03 010000 | -                | -                           | -                          | -                          | -                         | -                | -                         | -                     | -                                  | -                          |
| OF WHICH   |             |                  |                             |                            |                            |                           |                  |                           |                       |                                    |                            |
| KRA No. 2 - Poverty Reduction and Empowerment of the Poor and the Vulnerable |             |                  |                             |                            |                            |                           |                  |                           |                       |                                    | -                          |

Certified Correct:

NORMA A. AKILITH

Budget Officer

January 25, 2016

Approved By:

REXTON F. CHAKAS

President

January 25, 2016