

SUMMARY OF APPROVED BUDGET, UTILIZATIONS, DISBURSEMENTS AND BALANCES BY OBJECT OF EXPENDITURES**(For Off-Budgetary Funds)****As at the Quarter Ending September 30, 2022****Department : State Universities and Colleges (SUCs)****Agency/Entity : Mountain Province State University****Operating Unit : < not applicable >****Organization Code (UACS) : 08 020 0000000****Fund Cluster : 05 Internally Generated Funds****(e.g. UACS Fund Cluster: 05-Internally Generated Funds and 06-Business Related Funds)**

Particulars	UACS CODE	Approved Budget			Utilizations				
		Approved Budgeted Revenue	Adjustments (Reductions, Modifications/	Adjusted Budgeted Revenue	1st Quarter Ending March 31	2nd Quarter Ending June 30	3rd Quarter Ending Sept. 30	4th Quarter Ending Dec. 31	Total
1	2	3	4	5=[(3+(-)4)]	6	7	8	9	10=(6+7+8+9)
SUMMARY									
A. AGENCY SPECIFIC BUDGET									
Maintenance and Other Operating Expenses		57,628,437.13	0.00	57,628,437.13	4,405,111.72	14,302,271.28	11,096,145.21	0.00	29,803,528.21
Traveling Expenses	5020100000	5,059,640.02	393,542.32	5,453,182.34	611,722.57	2,204,761.50	1,700,616.00	0.00	4,517,100.07
Traveling Expenses - Local	5020101000	5,059,640.02	393,542.32	5,453,182.34	611,722.57	2,204,761.50	1,700,616.00	0.00	4,517,100.07
Traveling Expenses - Local	5020101000	5,059,640.02	393,542.32	5,453,182.34	611,722.57	2,204,761.50	1,700,616.00	0.00	4,517,100.07
Supplies and Materials Expenses	5020300000	7,197,415.30	1,172,887.74	8,370,303.04	103,690.00	4,382,992.50	505,657.71	0.00	4,992,340.21
Office Supplies Expenses	5020301000	7,197,415.30	1,172,887.74	8,370,303.04	103,690.00	4,382,992.50	505,657.71	0.00	4,992,340.21
Office Supplies Expenses	5020301002	7,197,415.30	1,172,887.74	8,370,303.04	103,690.00	4,382,992.50	505,657.71	0.00	4,992,340.21
Communication Expenses	5020500000	682,100.00	(675,000.00)	7,100.00	0.00	0.00	0.00	0.00	0.00
Telephone Expenses	5020502000	7,100.00	0.00	7,100.00	0.00	0.00	0.00	0.00	0.00
Mobile	5020502001	7,100.00	0.00	7,100.00	0.00	0.00	0.00	0.00	0.00
Internet Subscription Expenses	5020503000	675,000.00	(675,000.00)	0.00	0.00	0.00	0.00	0.00	0.00
Internet Subscription Expenses	5020503000	675,000.00	(675,000.00)	0.00	0.00	0.00	0.00	0.00	0.00
Awards/Rewards and Prizes	5020600000	650,000.00	0.00	650,000.00	0.00	213,000.00	269,500.00	0.00	482,500.00
Awards/Rewards Expenses	5020601000	650,000.00	0.00	650,000.00	0.00	213,000.00	269,500.00	0.00	482,500.00
Rewards and Incentives	5020601002	650,000.00	0.00	650,000.00	0.00	213,000.00	269,500.00	0.00	482,500.00
Professional Services	5021100000	35,368,444.82	(892,294.22)	34,476,150.60	3,366,125.47	4,446,889.53	7,168,389.89	0.00	14,981,404.89
Other Professional Services	5021199000	35,368,444.82	(892,294.22)	34,476,150.60	3,366,125.47	4,446,889.53	7,168,389.89	0.00	14,981,404.89
Other Professional Services	5021199000	35,368,444.82	(892,294.22)	34,476,150.60	3,366,125.47	4,446,889.53	7,168,389.89	0.00	14,981,404.89

SUMMARY OF APPROVED BUDGET, UTILIZATIONS, DIS
(For Off-Budgetary Funds)
As at the Quarter Ending September 30, 2022

Department : State Universities and C
Agency/Entity : Mountain Province Stat
Operating Unit : < not applicable >
Organization Code (UACS) : 08 020 0000000
Fund Cluster : 05 Internally Generated
(e.g. UACS Fund Cluster

Particulars	Disbursements					Balances		
	1st Quarter Ending March 31	2nd Quarter Ending June 30	3rd Quarter Ending Sept. 30	4th Quarter Ending Dec. 31	TOTAL	Unutilized Budget	Unpaid Obligations	
							Due and Demandable	Not Yet Due and Demandable
1	11	12	13	14	15=(11+12+13+ 14)	16=(5-10)	17	18
SUMMARY								
A. AGENCY SPECIFIC BUDGET								
Maintenance and Other Operating Expenses	4,001,816.72	9,350,596.78	13,534,426.15	0.00	26,886,839.65	27,824,908.92	2,916,688.56	0.00
Traveling Expenses	310,862.57	1,790,691.50	1,667,532.00	0.00	3,769,086.07	936,082.27	748,014.00	0.00
Traveling Expenses - Local	310,862.57	1,790,691.50	1,667,532.00	0.00	3,769,086.07	936,082.27	748,014.00	0.00
Traveling Expenses - Local	310,862.57	1,790,691.50	1,667,532.00	0.00	3,769,086.07	936,082.27	748,014.00	0.00
Supplies and Materials Expenses	43,055.00	1,463,554.00	2,491,454.26	0.00	3,998,063.26	3,377,962.83	994,276.95	0.00
Office Supplies Expenses	43,055.00	1,463,554.00	2,491,454.26	0.00	3,998,063.26	3,377,962.83	994,276.95	0.00
Office Supplies Expenses	43,055.00	1,463,554.00	2,491,454.26	0.00	3,998,063.26	3,377,962.83	994,276.95	0.00
Communication Expenses	0.00	0.00	0.00	0.00	0.00	7,100.00	0.00	0.00
Telephone Expenses	0.00	0.00	0.00	0.00	0.00	7,100.00	0.00	0.00
Mobile	0.00	0.00	0.00	0.00	0.00	7,100.00	0.00	0.00
Internet Subscription Expenses	0.00	0.00	0.00	0.00	0.00	0.00	0.00	0.00
Internet Subscription Expenses	0.00	0.00	0.00	0.00	0.00	0.00	0.00	0.00
Awards/Rewards and Prizes	0.00	126,000.00	356,500.00	0.00	482,500.00	167,500.00	0.00	0.00
Awards/Rewards Expenses	0.00	126,000.00	356,500.00	0.00	482,500.00	167,500.00	0.00	0.00
Rewards and Incentives	0.00	126,000.00	356,500.00	0.00	482,500.00	167,500.00	0.00	0.00
Professional Services	3,366,125.47	4,446,889.53	7,168,389.89	0.00	14,981,404.89	19,494,745.71	0.00	0.00
Other Professional Services	3,366,125.47	4,446,889.53	7,168,389.89	0.00	14,981,404.89	19,494,745.71	0.00	0.00
Other Professional Services	3,366,125.47	4,446,889.53	7,168,389.89	0.00	14,981,404.89	19,494,745.71	0.00	0.00

SUMMARY OF APPROVED BUDGET, UTILIZATIONS, DISBURSEMENTS AND BALANCES BY OBJECT OF EXPENDITURES**(For Off-Budgetary Funds)****As at the Quarter Ending September 30, 2022****Department : State Universities and Colleges (SUCs)****Agency/Entity : Mountain Province State University****Operating Unit : < not applicable >****Organization Code (UACS) : 08 020 0000000****Fund Cluster : 05 Internally Generated Funds****(e.g. UACS Fund Cluster: 05-Internally Generated Funds and 06-Business Related Funds)**

Particulars	UACS CODE	Approved Budget			Utilizations				
		Approved Budgeted Revenue	Adjustments (Reductions, Modifications/	Adjusted Budgeted Revenue	1st Quarter Ending March 31	2nd Quarter Ending June 30	3rd Quarter Ending Sept. 30	4th Quarter Ending Dec. 31	Total
1	2	3	4	5=[(3+(-)4)]	6	7	8	9	10=(6+7+8+9)
Repairs and Maintenance	5021300000	1,248,318.86	0.00	1,248,318.86	0.00	0.00	798,873.56	0.00	798,873.56
Repairs and Maintenance - Buildings and Other Structures	5021304000	1,050,000.00	0.00	1,050,000.00	0.00	0.00	798,873.56	0.00	798,873.56
Buildings	5021304001	1,050,000.00	0.00	1,050,000.00	0.00	0.00	798,873.56	0.00	798,873.56
Repairs and Maintenance - Machinery and Equipment	5021305000	198,318.86	0.00	198,318.86	0.00	0.00	0.00	0.00	0.00
Other Machinery and Equipment	5021305099	198,318.86	0.00	198,318.86	0.00	0.00	0.00	0.00	0.00
Other Maintenance and Operating Expenses	5029900000	7,422,518.13	864.16	7,423,382.29	323,573.68	3,054,627.75	653,108.05	0.00	4,031,309.48
Printing and Publication Expenses	5029902000	200,000.00	0.00	200,000.00	61,219.73	40,000.00	0.00	0.00	101,219.73
Printing and Publication Expenses	5029902000	200,000.00	0.00	200,000.00	61,219.73	40,000.00	0.00	0.00	101,219.73
Representation Expenses	5029903000	120,000.00	0.00	120,000.00	20,000.00	30,000.00	20,000.00	0.00	70,000.00
Representation Expenses	5029903000	120,000.00	0.00	120,000.00	20,000.00	30,000.00	20,000.00	0.00	70,000.00
Subscription Expenses	5029907000	310,000.00	0.00	310,000.00	0.00	228,480.00	0.00	0.00	228,480.00
Other Subscription Expenses	5029907099	310,000.00	0.00	310,000.00	0.00	228,480.00	0.00	0.00	228,480.00
Other Maintenance and Operating Expenses	5029999000	6,792,518.13	864.16	6,793,382.29	242,353.95	2,756,147.75	633,108.05	0.00	3,631,609.75
Other Maintenance and Operating Expenses	5029999099	6,792,518.13	864.16	6,793,382.29	242,353.95	2,756,147.75	633,108.05	0.00	3,631,609.75
Capital Outlays		47,281,277.58	0.00	47,281,277.58	262,450.00	13,972,764.00	7,142,040.00	0.00	21,377,254.00
Property, Plant and Equipment Outlay	5060400000	47,281,277.58	0.00	47,281,277.58	262,450.00	13,972,764.00	7,142,040.00	0.00	21,377,254.00
Buildings and Other Structures	5060404000	24,892,845.63	(19,094,729.01)	5,798,116.62	0.00	2,210,578.00	0.00	0.00	2,210,578.00
School Buildings	5060404002	24,892,845.63	(19,094,729.01)	5,798,116.62	0.00	2,210,578.00	0.00	0.00	2,210,578.00

SUMMARY OF APPROVED BUDGET, UTILIZATIONS, DIS
(For Off-Budgetary Funds)
As at the Quarter Ending September 30, 2022


Department : State Universities and C
Agency/Entity : Mountain Province Stat
Operating Unit : < not applicable >
Organization Code (UACS) : 08 020 0000000
Fund Cluster : 05 Internally Generated
(e.g. UACS Fund Cluster


Particulars	Disbursements					Balances		
	1st Quarter Ending March 31	2nd Quarter Ending June 30	3rd Quarter Ending Sept. 30	4th Quarter Ending Dec. 31	TOTAL	Unutilized Budget	Unpaid Obligations	
							Due and Demandable	Not Yet Due and Demandable
1	11	12	13	14	15=(11+12+13+ 14)	16=(5-10)	17	18
Repairs and Maintenance	0.00	0.00	0.00	0.00	0.00	449,445.30	798,873.56	0.00
Repairs and Maintenance - Buildings and Other Structures	0.00	0.00	0.00	0.00	0.00	251,126.44	798,873.56	0.00
Buildings	0.00	0.00	0.00	0.00	0.00	251,126.44	798,873.56	0.00
Repairs and Maintenance - Machinery and Equipment	0.00	0.00	0.00	0.00	0.00	198,318.86	0.00	0.00
Other Machinery and Equipment	0.00	0.00	0.00	0.00	0.00	198,318.86	0.00	0.00
Other Maintenance and Operating Expenses	281,773.68	1,523,461.75	1,850,550.00	0.00	3,655,785.43	3,392,072.81	375,524.05	0.00
Printing and Publication Expenses	51,219.73	40,000.00	10,000.00	0.00	101,219.73	98,780.27	0.00	0.00
Printing and Publication Expenses	51,219.73	40,000.00	10,000.00	0.00	101,219.73	98,780.27	0.00	0.00
Representation Expenses	20,000.00	30,000.00	20,000.00	0.00	70,000.00	50,000.00	0.00	0.00
Representation Expenses	20,000.00	30,000.00	20,000.00	0.00	70,000.00	50,000.00	0.00	0.00
Subscription Expenses	0.00	0.00	228,480.00	0.00	228,480.00	81,520.00	0.00	0.00
Other Subscription Expenses	0.00	0.00	228,480.00	0.00	228,480.00	81,520.00	0.00	0.00
Other Maintenance and Operating Expenses	210,553.95	1,453,461.75	1,592,070.00	0.00	3,256,085.70	3,161,772.54	375,524.05	0.00
Other Maintenance and Operating Expenses	210,553.95	1,453,461.75	1,592,070.00	0.00	3,256,085.70	3,161,772.54	375,524.05	0.00
Capital Outlays	69,290.00	3,168,450.00	8,336,849.00	0.00	11,574,589.00	25,904,023.58	0.00	9,802,665.00
Property, Plant and Equipment Outlay	69,290.00	3,168,450.00	8,336,849.00	0.00	11,574,589.00	25,904,023.58	0.00	9,802,665.00
Buildings and Other Structures	0.00	0.00	2,210,578.00	0.00	2,210,578.00	3,587,538.62	0.00	0.00
School Buildings	0.00	0.00	2,210,578.00	0.00	2,210,578.00	3,587,538.62	0.00	0.00


SUMMARY OF APPROVED BUDGET, UTILIZATIONS, DISBURSEMENTS AND BALANCES BY OBJECT OF EXPENDITURES
(For Off-Budgetary Funds)
As at the Quarter Ending September 30, 2022


Department : State Universities and Colleges (SUCs)
Agency/Entity : Mountain Province State University
Operating Unit : < not applicable >
Organization Code (UACS) : 08 020 0000000
Fund Cluster : 05 Internally Generated Funds
 (e.g. UACS Fund Cluster: 05-Internally Generated Funds and 06-Business Related Funds)

Particulars	UACS CODE	Approved Budget			Utilizations				
		Approved Budgeted Revenue	Adjustments (Reductions, Modifications/	Adjusted Budgeted Revenue	1st Quarter Ending March 31	2nd Quarter Ending June 30	3rd Quarter Ending Sept. 30	4th Quarter Ending Dec. 31	Total
1	2	3	4	5=[(3+(-)4)]	6	7	8	9	10=(6+7+8+9)
Machinery and Equipment Outlay	5060405000	15,403,922.89	19,375,999.01	34,779,921.90	262,450.00	10,408,445.00	7,142,040.00	0.00	17,812,935.00
Office Equipment	5060405002	15,403,922.89	18,795,999.01	34,199,921.90	262,450.00	9,918,445.00	7,142,040.00	0.00	17,322,935.00
ICT Software	5060405015	0.00	580,000.00	580,000.00	0.00	490,000.00	0.00	0.00	490,000.00
Furniture, Fixtures and Books Outlay	5060407000	1,706,589.00	(281,270.00)	1,425,319.00	0.00	980,801.00	0.00	0.00	980,801.00
Furniture and Fixtures	5060407001	947,500.00	(502,982.00)	444,518.00	0.00	0.00	0.00	0.00	0.00
Books	5060407002	759,089.00	221,712.00	980,801.00	0.00	980,801.00	0.00	0.00	980,801.00
Other Property Plant and Equipment Outlay	5060409000	5,277,920.06	0.00	5,277,920.06	0.00	372,940.00	0.00	0.00	372,940.00
Other Property, Plant and Equipment	5060409099	5,277,920.06	0.00	5,277,920.06	0.00	372,940.00	0.00	0.00	372,940.00
GRAND TOTAL		104,909,714.71	0.00	104,909,714.71	4,667,561.72	28,275,035.28	18,238,185.21	0.00	51,180,782.21

Certified Correct:

 ROBIN S. WARDEN
 Administrative Officer IV
 Date: 2022-10-18 15:48:14

Certified Correct:

 REXON T. DAMAYAN
 Accountant III
 Date: 2022-10-18 15:48:14

Recommending Approval:

 LETICIA D. NAPAT-A
 Chief Administrative Officer
 Date: 2022-10-19 08:24:00

Approved By:

 EDGAR G. CUE
 SUC President III
 Date: 2022-10-19 09:15:28

SUMMARY OF APPROVED BUDGET, UTILIZATIONS, DIS
(For Off-Budgetary Funds)
As at the Quarter Ending September 30, 2022

Department : State Universities and C
Agency/Entity : Mountain Province Stat
Operating Unit : < not applicable >
Organization Code (UACS) : 08 020 0000000
Fund Cluster : 05 Internally Generated
(e.g. UACS Fund Cluster

Particulars	Disbursements					Balances		
	1st Quarter Ending March 31	2nd Quarter Ending June 30	3rd Quarter Ending Sept. 30	4th Quarter Ending Dec. 31	TOTAL	Unutilized Budget	Unpaid Obligations	
							Due and Demandable	Not Yet Due and Demandable
1	11	12	13	14	15=(11+12+13+ 14)	16=(5-10)	17	18
Machinery and Equipment Outlay	69,290.00	3,168,450.00	5,001,730.00	0.00	8,239,470.00	16,966,986.90	0.00	9,573,465.00
Office Equipment	69,290.00	2,678,450.00	5,001,730.00	0.00	7,749,470.00	16,876,986.90	0.00	9,573,465.00
ICT Software	0.00	490,000.00	0.00	0.00	490,000.00	90,000.00	0.00	0.00
Furniture, Fixtures and Books Outlay	0.00	0.00	980,801.00	0.00	980,801.00	444,518.00	0.00	0.00
Furniture and Fixtures	0.00	0.00	0.00	0.00	0.00	444,518.00	0.00	0.00
Books	0.00	0.00	980,801.00	0.00	980,801.00	0.00	0.00	0.00
Other Property Plant and Equipment Outlay	0.00	0.00	143,740.00	0.00	143,740.00	4,904,980.06	0.00	229,200.00
Other Property, Plant and Equipment	0.00	0.00	143,740.00	0.00	143,740.00	4,904,980.06	0.00	229,200.00
GRAND TOTAL	4,071,106.72	12,519,046.78	21,871,275.15	0.00	38,461,428.65	53,728,932.50	2,916,688.56	9,802,665.00

Certified Correct:

ROBIN S. WARDEN

Administrative Officer IV

Date: 2022-10-18 15:48:14