

## QUARTERLY PHYSICAL REPORT OF OPERATION

As of September 30, 2022

State Universities and Colleges (SUCs)

Agency : Mountain Province State Polytechnic College

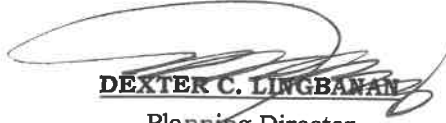

Particulars	UACS CODE	Physical Target (Budget Year)					Physical Accomplishment (Budget Year)					Variance	Remarks
		1st Quarter	2nd Quarter	3rd Quarter	4th Quarter	Total	1st Quarter	2nd Quarter	3rd Quarter	4th Quarter	Total		
1	2	3	4	5	6	7	8	9	10	11	12	13	14
<b>HIGHER EDUCATION PROGRAM</b>	<b>31010000000000</b>												
OO1 : Relevant and quality tertiary education ensured to achieve inclusive growth and access of deserving but poor students to quality tertiary education increased													
<b>Outcome Indicators</b>													
1. Percentage of First Time Licensure Exam-Takers that pass the licensure exams Average Licensure Passing Rate			50%	55%	53%	53.00%	-	57.62%	40.00%		55.97%	1.97%	
2. Percentage of Graduates (2 years prior) that are employed					45%	45%	-	-	-		-	-	
<b>Output Indicators</b>													
1. Percentage of Undergraduate Student Population Enrolled in CHED-Identified and RDC-Identified Priority Programs		96.50%		96.50%		96.50%	97.94%	-	98.00%		97.97%	1.47%	
2. Percentage of Undergraduate Programs with Accreditation					83%	83%	-	-	-		-	-	
<b>RESEARCH PROGRAM</b>	<b>32020000000000</b>												
OO2: Higher education research improved to promote economic productivity and innovation.													
<b>Outcome Indicators</b>													

3. Number of research outputs in the last three (3) years utilized by the Industry or by other beneficiaries		2	1	2	1	6	2	1	3		6	1	
<b>Output Indicators</b>													
1. Number of research outputs completed within the year				10	16	26	-	12	30		42	16	
2. Percentage of research outputs presented in National Regional and international Forums with in the year					62.75%	62.75%	-	-			-	-	
<b>TECHNICAL ADVISORY EXTENSION PROGRAM</b>	<b>33010000000000</b>												
OO 3: Community engagement increased													
<b>Outcome Indicator</b>													
1. Number of partnerships with LGUs, Industries, NGOs NGAs, SMEs and other stakeholders as a result of extension activities					23	23	-	-	-		-	-	
<b>Output Indicators</b>													
1. Number of trainees weighted by the length of training		206	270	180	120	776	247.75	197	97.5		542.25	-113.75	The second and third quarter did not meet the target due to the participation of most employee on the preparation of the necessary documents for the compliance of university hood and accreditation. In addition to this, all approved extension activities were rescheduled.
2. Number of extension programs organized and supported consistent with the SUCs mandated and priority programs		3	5	5	2	15	13	14	14		14	1	
3. Percentage of partners who rate the training course/s and advisory service as satisfactory or higher in terms of quality and relevance		97%	97%	97%	97%	97%	100%	100%	100%		100%	3%	


Prepared By:

In coordination with:

Approved By:

  
**DEXTER C. LINGBANAN**  
Planning Director  
**Date:** 

  
**NORMA W. AKILITH**  
Budget Officer  
**Date:**

  
**EDGAR G. CUE**  
College President  
**Date:**