

**SUMMARY OF APPROVED BUDGET, UTILIZATIONS, DISBURSEMENTS AND BALANCES BY OBJECT OF EXPENDITURES**  
**(For Off-Budgetary Funds)**  
**As at the Quarter Ending September 30, 2021**

Department : State Universities and Colleges (SUCs)  
 Agency/Entity : Mountain Province State Polytechnic College  
 Operating Unit : < not applicable >  
 Organization Code (UACS) : 08 020 0000000  
 Fund Cluster : 05 Internally Generated Funds

(e.g. UACS Fund Cluster: 05-Internally Generated Funds and 06-Business Related Funds)

Particulars	UACS CODE	Approved Budget			Utilizations				
		Approved Budgeted Revenue	Adjustments (Reductions, Modifications/	Adjusted Budgeted Revenue	1st Quarter Ending March 31	2nd Quarter Ending June 30	3rd Quarter Ending Sept. 30	4th Quarter Ending Dec. 31	Total
1	2	3	4	5=[(3+(-)4)]	6	7	8	9	10=(6+7+8+9)
<b>SUMMARY</b>									
<b>A. AGENCY SPECIFIC BUDGET</b>									
Maintenance and Other Operating Expenses		74,476,672.68	0.00	74,476,672.68	4,464,149.13	10,125,291.57	8,709,620.94	0.00	23,299,061.64
Traveling Expenses	5020100000	11,094,057.89	0.00	11,094,057.89	66,370.00	1,064,671.00	607,333.00	0.00	1,738,374.00
Traveling Expenses - Local	5020101000	11,094,057.89	0.00	11,094,057.89	66,370.00	1,064,671.00	607,333.00	0.00	1,738,374.00
Traveling Expenses - Local	5020101000	11,094,057.89	0.00	11,094,057.89	66,370.00	1,064,671.00	607,333.00	0.00	1,738,374.00
Supplies and Materials Expenses	5020300000	11,712,892.01	0.00	11,712,892.01	391,476.79	2,138,685.55	2,313,839.75	0.00	4,844,002.09
Office Supplies Expenses	5020301000	11,712,892.01	0.00	11,712,892.01	391,476.79	2,138,685.55	2,313,839.75	0.00	4,844,002.09
Office Supplies Expenses	5020301002	11,712,892.01	0.00	11,712,892.01	391,476.79	2,138,685.55	2,313,839.75	0.00	4,844,002.09
Communication Expenses	5020500000	1,220,000.00	0.00	1,220,000.00	0.00	0.00	0.00	0.00	0.00
Internet Subscription Expenses	5020503000	1,220,000.00	0.00	1,220,000.00	0.00	0.00	0.00	0.00	0.00
Internet Subscription Expenses	5020503000	1,220,000.00	0.00	1,220,000.00	0.00	0.00	0.00	0.00	0.00
Awards/Rewards and Prizes	5020600000	1,100,000.00	0.00	1,100,000.00	203,000.00	205,500.00	165,000.00	0.00	573,500.00
Awards/Rewards Expenses	5020601000	1,100,000.00	0.00	1,100,000.00	203,000.00	205,500.00	165,000.00	0.00	573,500.00
Awards/Rewards Expenses	5020601001	1,100,000.00	0.00	1,100,000.00	203,000.00	205,500.00	165,000.00	0.00	573,500.00
Professional Services	5021100000	32,147,345.70	0.00	32,147,345.70	3,141,462.34	5,049,905.72	4,506,656.19	0.00	12,698,024.25
Other Professional Services	5021199000	32,147,345.70	0.00	32,147,345.70	3,141,462.34	5,049,905.72	4,506,656.19	0.00	12,698,024.25
Other Professional Services	5021199000	32,147,345.70	0.00	32,147,345.70	3,141,462.34	5,049,905.72	4,506,656.19	0.00	12,698,024.25
Repairs and Maintenance	5021300000	1,424,851.42	0.00	1,424,851.42	17,200.00	101,318.00	22,593.00	0.00	141,111.00

**SUMMARY OF APPROVED BUDGET, UTILIZATIONS,  
(For Off-Budgetary Funds)  
As at the Quarter Ending September 30, 2021**

Department : State Universities and Colleg  
Agency/Entity : Mountain Province State Pol  
Operating Unit : < not applicable >  
Organization Code (UACS) : 08 020 0000000  
Fund Cluster : 05 Internally Generated Fund  
(e.g. UACS Fund Cluster: 05-Interni

Particulars	Disbursements					Balances		
	1st Quarter Ending March 31	2nd Quarter Ending June 30	3rd Quarter Ending Sept. 30	4th Quarter Ending Dec. 31	TOTAL	Unutilized Budget	Unpaid Obligations	
							Due and Demandable	Not Yet Due and Demandable
1	11	12	13	14	15=(11+12+13+14)	16=(5-10)	17	18
<b>SUMMARY</b>								
<b>A. AGENCY SPECIFIC BUDGET</b>								
Maintenance and Other Operating Expenses	3,749,014.13	9,311,715.57	6,796,005.26	0.00	19,856,734.96	51,177,611.04	3,442,326.68	0.00
Traveling Expenses	26,660.00	709,201.00	822,873.00	0.00	1,558,734.00	9,355,683.89	179,640.00	0.00
Traveling Expenses - Local	26,660.00	709,201.00	822,873.00	0.00	1,558,734.00	9,355,683.89	179,640.00	0.00
Traveling Expenses - Local	26,660.00	709,201.00	822,873.00	0.00	1,558,734.00	9,355,683.89	179,640.00	0.00
Supplies and Materials Expenses	286,631.79	1,491,064.55	731,729.75	0.00	2,509,426.09	6,868,889.92	2,334,576.00	0.00
Office Supplies Expenses	286,631.79	1,491,064.55	731,729.75	0.00	2,509,426.09	6,868,889.92	2,334,576.00	0.00
Office Supplies Expenses	286,631.79	1,491,064.55	731,729.75	0.00	2,509,426.09	6,868,889.92	2,334,576.00	0.00
Communication Expenses	0.00	0.00	0.00	0.00	0.00	1,220,000.00	0.00	0.00
Internet Subscription Expenses	0.00	0.00	0.00	0.00	0.00	1,220,000.00	0.00	0.00
Internet Subscription Expenses	0.00	0.00	0.00	0.00	0.00	1,220,000.00	0.00	0.00
Awards/Rewards and Prizes	203,000.00	173,000.00	197,500.00	0.00	573,500.00	526,500.00	0.00	0.00
Awards/Rewards Expenses	203,000.00	173,000.00	197,500.00	0.00	573,500.00	526,500.00	0.00	0.00
Awards/Rewards Expenses	203,000.00	173,000.00	197,500.00	0.00	573,500.00	526,500.00	0.00	0.00
Professional Services	3,141,462.34	5,049,905.72	4,481,220.51	0.00	12,672,588.57	19,449,321.45	25,435.68	0.00
Other Professional Services	3,141,462.34	5,049,905.72	4,481,220.51	0.00	12,672,588.57	19,449,321.45	25,435.68	0.00
Other Professional Services	3,141,462.34	5,049,905.72	4,481,220.51	0.00	12,672,588.57	19,449,321.45	25,435.68	0.00
Repairs and Maintenance	0.00	118,518.00	22,593.00	0.00	141,111.00	1,283,740.42	0.00	0.00

# SUMMARY OF APPROVED BUDGET, UTILIZATIONS, DISBURSEMENTS AND BALANCES BY OBJECT OF EXPENDITURES

(For Off-Budgetary Funds)

As at the Quarter Ending September 30, 2021

Department : State Universities and Colleges (SUCs)  
 Agency/Entity : Mountain Province State Polytechnic College  
 Operating Unit : < not applicable >  
 Organization Code (UACS) : 08 020 0000000  
 Fund Cluster : 05 Internally Generated Funds

(e.g. UACS Fund Cluster: 05-Internally Generated Funds and 06-Business Related Funds)

Particulars	UACS CODE	Approved Budget			Utilizations				
		Approved Budgeted Revenue	Adjustments (Reductions, Modifications/	Adjusted Budgeted Revenue	1st Quarter Ending March 31	2nd Quarter Ending June 30	3rd Quarter Ending Sept. 30	4th Quarter Ending Dec. 31	Total
1	2	3	4	5=[(3+(-)4)]	6	7	8	9	10=(6+7+8+9)
Repairs and Maintenance - Buildings and Other Structures	5021304000	400,000.00	0.00	400,000.00	0.00	0.00	0.00	0.00	0.00
School Buildings	5021304002	400,000.00	0.00	400,000.00	0.00	0.00	0.00	0.00	0.00
Repairs and Maintenance - Machinery and Equipment	5021305000	274,851.42	0.00	274,851.42	0.00	0.00	0.00	0.00	0.00
Office Equipment	5021305002	274,851.42	0.00	274,851.42	0.00	0.00	0.00	0.00	0.00
Repairs and Maintenance - Transportation Equipment	5021306000	750,000.00	0.00	750,000.00	17,200.00	101,318.00	22,593.00	0.00	141,111.00
Motor Vehicles	5021306001	750,000.00	0.00	750,000.00	17,200.00	101,318.00	22,593.00	0.00	141,111.00
<b>Other Maintenance and Operating Expenses</b>	5029900000	15,777,525.66	0.00	15,777,525.66	644,640.00	1,565,211.30	1,094,199.00	0.00	3,304,050.30
Printing and Publication Expenses	5029902000	367,999.17	0.00	367,999.17	50,000.00	0.00	30,000.00	0.00	80,000.00
Printing and Publication Expenses	5029902000	367,999.17	0.00	367,999.17	50,000.00	0.00	30,000.00	0.00	80,000.00
Representation Expenses	5029903000	240,000.00	0.00	240,000.00	10,000.00	40,000.00	30,000.00	0.00	80,000.00
Representation Expenses	5029903000	240,000.00	0.00	240,000.00	10,000.00	40,000.00	30,000.00	0.00	80,000.00
Subscription Expenses	5029907000	867,027.15	0.00	867,027.15	0.00	0.00	490,690.00	0.00	490,690.00
ICT Software Subscription	5029907001	0.00	0.00	0.00	0.00	0.00	0.00	0.00	0.00
Other Subscription Expenses	5029907099	867,027.15	0.00	867,027.15	0.00	0.00	490,690.00	0.00	490,690.00
Other Maintenance and Operating Expenses	5029999000	14,302,499.34	0.00	14,302,499.34	584,640.00	1,525,211.30	543,509.00	0.00	2,653,360.30
Other Maintenance and Operating Expenses	5029999099	14,302,499.34	0.00	14,302,499.34	584,640.00	1,525,211.30	543,509.00	0.00	2,653,360.30
<b>Capital Outlays</b>		35,383,612.70	0.00	35,383,612.70	2,372,969.00	4,023,719.49	7,138,037.15	0.00	13,534,725.64
<b>Property, Plant and Equipment Outlay</b>	5060400000	35,383,612.70	0.00	35,383,612.70	2,372,969.00	4,023,719.49	7,138,037.15	0.00	13,534,725.64
Buildings and Other Structures	5060404000	6,568,375.76	2,228,743.68	8,797,119.44	0.00	776,794.49	4,482,541.15	0.00	5,259,335.64

**SUMMARY OF APPROVED BUDGET, UTILIZATIONS,  
(For Off-Budgetary Funds)  
As at the Quarter Ending September 30, 2021**

Department : State Universities and Colleges  
 Agency/Entity : Mountain Province State Police  
 Operating Unit : < not applicable >  
 Organization Code (UACS) : 08 020 0000000  
 Fund Cluster : 05 Internally Generated Funds  
 (e.g. UACS Fund Cluster: 05-Internal)

Particulars	Disbursements					Balances		
	1st Quarter Ending March 31	2nd Quarter Ending June 30	3rd Quarter Ending Sept. 30	4th Quarter Ending Dec. 31	TOTAL	Unutilized Budget	Unpaid Obligations	
							Due and Demandable	Not Yet Due and Demandable
1	11	12	13	14	15=(11+12+13+14)	16=(5-10)	17	18
Repairs and Maintenance - Buildings and Other Structures	0.00	0.00	0.00	0.00	0.00	400,000.00	0.00	0.00
School Buildings	0.00	0.00	0.00	0.00	0.00	400,000.00	0.00	0.00
Repairs and Maintenance - Machinery and Equipment	0.00	0.00	0.00	0.00	0.00	274,851.42	0.00	0.00
Office Equipment	0.00	0.00	0.00	0.00	0.00	274,851.42	0.00	0.00
Repairs and Maintenance - Transportation Equipment	0.00	118,518.00	22,593.00	0.00	141,111.00	608,889.00	0.00	0.00
Motor Vehicles	0.00	118,518.00	22,593.00	0.00	141,111.00	608,889.00	0.00	0.00
<b>Other Maintenance and Operating Expenses</b>	91,260.00	1,770,026.30	540,089.00	0.00	2,401,375.30	12,473,475.36	902,675.00	0.00
Printing and Publication Expenses	40,000.00	10,000.00	30,000.00	0.00	80,000.00	287,999.17	0.00	0.00
Printing and Publication Expenses	40,000.00	10,000.00	30,000.00	0.00	80,000.00	287,999.17	0.00	0.00
Representation Expenses	10,000.00	40,000.00	30,000.00	0.00	80,000.00	160,000.00	0.00	0.00
Representation Expenses	10,000.00	40,000.00	30,000.00	0.00	80,000.00	160,000.00	0.00	0.00
Subscription Expenses	0.00	0.00	0.00	0.00	0.00	376,337.15	490,690.00	0.00
ICT Software Subscription	0.00	0.00	0.00	0.00	0.00	0.00	0.00	0.00
Other Subscription Expenses	0.00	0.00	0.00	0.00	0.00	376,337.15	490,690.00	0.00
Other Maintenance and Operating Expenses	41,260.00	1,720,026.30	480,089.00	0.00	2,241,375.30	11,649,139.04	411,985.00	0.00
Other Maintenance and Operating Expenses	41,260.00	1,720,026.30	480,089.00	0.00	2,241,375.30	11,649,139.04	411,985.00	0.00
<b>Capital Outlays</b>	407,560.00	4,322,730.49	1,309,079.00	0.00	6,039,369.49	21,848,887.06	0.00	7,495,356.15
<b>Property, Plant and Equipment Outlay</b>	407,560.00	4,322,730.49	1,309,079.00	0.00	6,039,369.49	21,848,887.06	0.00	7,495,356.15
Buildings and Other Structures	0.00	776,794.49	0.00	0.00	776,794.49	3,537,783.80	0.00	4,482,541.15

# SUMMARY OF APPROVED BUDGET, UTILIZATIONS, DISBURSEMENTS AND BALANCES BY OBJECT OF EXPENDITURES

(For Off-Budgetary Funds)

As at the Quarter Ending September 30, 2021


Department : State Universities and Colleges (SUCs)  
 Agency/Entity : Mountain Province State Polytechnic College  
 Operating Unit : < not applicable >  
 Organization Code (UACS) : 08 020 0000000  
 Fund Cluster : 05 Internally Generated Funds

(e.g. UACS Fund Cluster: 05-Internally Generated Funds and 06-Business Related Funds)


Particulars	UACS CODE	Approved Budget			Utilizations				
		Approved Budgeted Revenue	Adjustments (Reductions, Modifications/	Adjusted Budgeted Revenue	1st Quarter Ending March 31	2nd Quarter Ending June 30	3rd Quarter Ending Sept. 30	4th Quarter Ending Dec. 31	Total
1	2	3	4	5=[(3+(-)4)]	6	7	8	9	10=(6+7+8+9)
School Buildings	5060404002	6,568,375.76	2,228,743.68	8,797,119.44	0.00	776,794.49	4,482,541.15	0.00	5,259,335.64
Machinery and Equipment Outlay	5060405000	20,847,915.22	(3,228,743.68)	17,619,171.54	2,372,969.00	3,113,181.00	1,779,381.00	0.00	7,265,531.00
Office Equipment	5060405002	20,474,370.22	(3,228,743.68)	17,245,626.54	2,372,969.00	3,113,181.00	1,779,381.00	0.00	7,265,531.00
ICT Software	5060405015	373,545.00	0.00	373,545.00	0.00	0.00	0.00	0.00	0.00
Transportation Equipment Outlay	5060406000	2,804,800.00	0.00	2,804,800.00	0.00	0.00	0.00	0.00	0.00
Motor Vehicles	5060406001	2,804,800.00	0.00	2,804,800.00	0.00	0.00	0.00	0.00	0.00
Furniture, Fixtures and Books Outlay	5060407000	664,089.00	1,000,000.00	1,664,089.00	0.00	133,744.00	333,200.00	0.00	466,944.00
Furniture and Fixtures	5060407001	209,000.00	0.00	209,000.00	0.00	0.00	0.00	0.00	0.00
Books	5060407002	455,089.00	1,000,000.00	1,455,089.00	0.00	133,744.00	333,200.00	0.00	466,944.00
Other Property Plant and Equipment Outlay	5060409000	4,498,432.72	0.00	4,498,432.72	0.00	0.00	542,915.00	0.00	542,915.00
Other Property, Plant and Equipment	5060409099	4,498,432.72	0.00	4,498,432.72	0.00	0.00	542,915.00	0.00	542,915.00
<b>GRAND TOTAL</b>		109,860,285.38	0.00	109,860,285.38	6,837,118.13	14,149,011.06	15,847,658.09	0.00	36,833,787.28

This report was generated using the Unified Reporting System on 22/10/2021 02:11 version.FAR2A.1.1 ; Status : SUBMITTED


Certified Correct:

  
 AKILITH NORMA WANAWAN  
 Budget Officer  
 Date:


Certified Correct:

  
 DAMAYAN REXTON T.  
 Accountant III  
 Date:

Recommending Approval:

  
 NAPAT-ALETICIA DALOG  
 Chief Administrative Officer  
 Date:

Approved By:

  
 CHAKAS REXTON FAUSTANG  
 SUC President  
 Date:

**SUMMARY OF APPROVED BUDGET, UTILIZATIONS,  
(For Off-Budgetary Funds)  
As at the Quarter Ending September 30, 2021**

Department : State Universities and Colleg  
Agency/Entity : Mountain Province State Pol  
Operating Unit : < not applicable >  
Organization Code (UACS) : 08 020 0000000  
Fund Cluster : 05 Internally Generated Fun  
(e.g. UACS Fund Cluster: 05-Intern:

Particulars	Disbursements					Balances		
	1st Quarter Ending March 31	2nd Quarter Ending June 30	3rd Quarter Ending Sept. 30	4th Quarter Ending Dec. 31	TOTAL	Unutilized Budget	Unpaid Obligations	
							Due and Demandable	Not Yet Due and Demandable
1	11	12	13	14	15=(11+12+13+14)	16=(5-10)	17	18
School Buildings	0.00	776,794.49	0.00	0.00	776,794.49	3,537,783.80	0.00	4,482,541.15
Machinery and Equipment Outlay	407,560.00	3,545,936.00	740,260.00	0.00	4,693,756.00	10,353,640.54	0.00	2,571,775.00
Office Equipment	407,560.00	3,545,936.00	740,260.00	0.00	4,693,756.00	9,980,095.54	0.00	2,571,775.00
ICT Software	0.00	0.00	0.00	0.00	0.00	373,545.00	0.00	0.00
Transportation Equipment Outlay	0.00	0.00	0.00	0.00	0.00	2,804,800.00	0.00	0.00
Motor Vehicles	0.00	0.00	0.00	0.00	0.00	2,804,800.00	0.00	0.00
Furniture, Fixtures and Books Outlay	0.00	0.00	133,744.00	0.00	133,744.00	1,197,145.00	0.00	333,200.00
Furniture and Fixtures	0.00	0.00	0.00	0.00	0.00	209,000.00	0.00	0.00
Books	0.00	0.00	133,744.00	0.00	133,744.00	988,145.00	0.00	333,200.00
Other Property Plant and Equipment Outlay	0.00	0.00	435,075.00	0.00	435,075.00	3,955,517.72	0.00	107,840.00
Other Property, Plant and Equipment	0.00	0.00	435,075.00	0.00	435,075.00	3,955,517.72	0.00	107,840.00
<b>GRAND TOTAL</b>	<b>4,156,574.13</b>	<b>13,634,446.06</b>	<b>8,105,084.26</b>	<b>0.00</b>	<b>25,896,104.45</b>	<b>73,026,498.10</b>	<b>3,442,326.68</b>	<b>7,495,356.15</b>

This report was generated using the Unified Reporting System

**Certified Correct:**

  
AKILITH NORMA WANAWAN

Budget Officer

Date: